

# Central Texas Rural Transit District

2018 Annual Agency Profile

## General Information

### Service Consumption

111,556 Annual Unlinked Trips (UPT)

### Service Supplied

1,415,069 Annual Vehicle Revenue Miles (VRM)  
55,772 Annual Vehicle Revenue Hours (VRH)

### Summary of Operating Expenses (OE)

\$3,904,043 Total Operating Expenses

### Database Information

NTDID: 6R05-60262

Reporter Type: Rural General Public Transit

## Financial Information

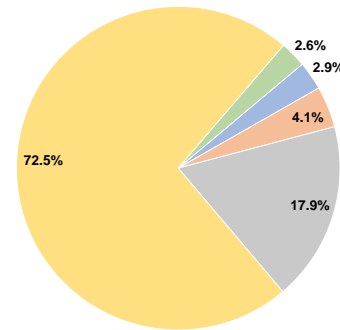
### Sources of Operating Funds Expended

Fare Revenues	\$111,865	2.9%
Local Funds	\$160,783	4.1%
State Funds	\$700,459	17.9%
Federal Assistance	\$2,829,058	72.5%
Other Funds	\$101,878	2.6%
<b>Total Operating Funds Expended</b>	<b>\$3,904,043</b>	<b>100.0%</b>

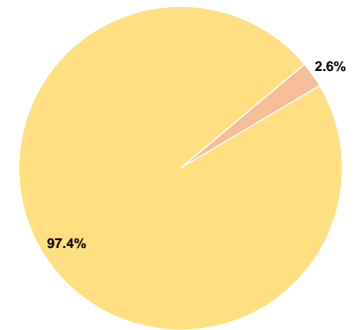
### Sources of Capital Funds Expended

Fare Revenues	\$0	0.0%
Local Funds	\$7,665	2.6%
State Funds	\$0	0.0%
Federal Assistance	\$287,544	97.4%
Other Funds	\$0	0.0%
<b>Total Capital Funds Expended</b>	<b>\$295,209</b>	<b>100.0%</b>

### Operating Funding Sources



### Capital Funding Sources



## Modal Characteristics

### Operation Characteristics

#### Vehicles Operated at Maximum Service

Mode	Directly Operated	Purchased Transportation	Operating Expenses	Fare Revenues	Uses of Capital Funds	Annual Unlinked Trips	Annual Vehicle Revenue Miles	Annual Vehicle Revenue Hours
Demand Response	68	-	\$3,904,043	\$111,865	\$295,209	111,556	1,415,069	55,772
<b>Total</b>	<b>68</b>	<b>-</b>	<b>\$3,904,043</b>	<b>\$111,865</b>	<b>\$295,209</b>	<b>111,556</b>	<b>1,415,069</b>	<b>55,772</b>

### Performance Measures

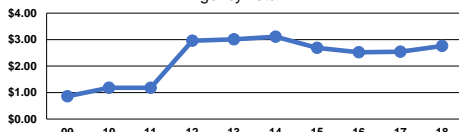
#### Service Efficiency

Mode	Operating Expenses per Vehicle Revenue Mile	Operating Expenses per Vehicle Revenue Hour
Demand Response	\$2.76	\$70.00
<b>Total</b>	<b>\$2.76</b>	<b>\$70.00</b>

#### Service Effectiveness

Mode	Operating Expenses per Unlinked Passenger Trip	Unlinked Trips per Vehicle Revenue Mile	Unlinked Trips per Vehicle Revenue Hour
Demand Response	\$35.00	0.1	2.0
<b>Total</b>	<b>\$35.00</b>	<b>0.1</b>	<b>2.0</b>

Operating Expense per Vehicle Revenue Mile:  
Agency Total



Unlinked Passenger Trips per Vehicle Revenue  
Mile: Agency Total

