

# Grand Gateway EDA/ Pelivan

2018 Annual Agency Profile

## General Information

### Service Consumption

170,194 Annual Unlinked Trips (UPT)

### Service Supplied

901,927 Annual Vehicle Revenue Miles (VRM)

66,776 Annual Vehicle Revenue Hours (VRH)

### Summary of Operating Expenses (OE)

\$2,338,573 Total Operating Expenses

### Database Information

NTDID: 6R04-60266

Reporter Type: Rural General Public Transit

## Financial Information

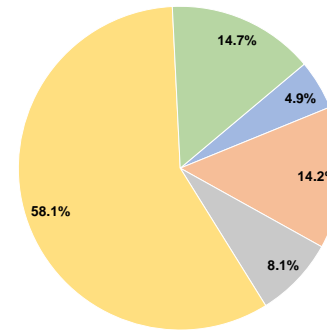
### Sources of Operating Funds Expended

Fare Revenues	\$115,680	4.9%
Local Funds	\$332,900	14.2%
State Funds	\$188,765	8.1%
Federal Assistance	\$1,358,188	58.1%
Other Funds	\$343,040	14.7%
<b>Total Operating Funds Expended</b>	<b>\$2,338,573</b>	<b>100.0%</b>

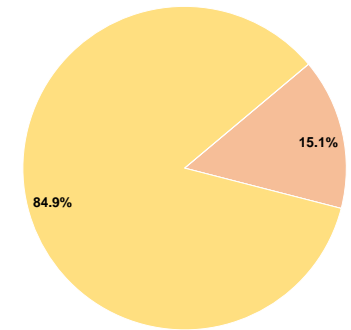
### Sources of Capital Funds Expended

Fare Revenues	\$0	0.0%
Local Funds	\$69,227	15.1%
State Funds	\$0	0.0%
Federal Assistance	\$388,614	84.9%
Other Funds	\$0	0.0%
<b>Total Capital Funds Expended</b>	<b>\$457,841</b>	<b>100.0%</b>

### Operating Funding Sources



### Capital Funding Sources



## Modal Characteristics

### Operation Characteristics

#### Vehicles Operated at Maximum Service

Mode	Directly Operated	Purchased Transportation	Operating Expenses	Fare Revenues	Uses of Capital Funds	Annual Unlinked Trips	Annual Vehicle Revenue Miles	Annual Vehicle Revenue Hours
Demand Response	32	-	\$2,338,573	\$115,680	\$457,841	170,194	901,927	66,776
<b>Total</b>	<b>32</b>	<b>-</b>	<b>\$2,338,573</b>	<b>\$115,680</b>	<b>\$457,841</b>	<b>170,194</b>	<b>901,927</b>	<b>66,776</b>

### Performance Measures

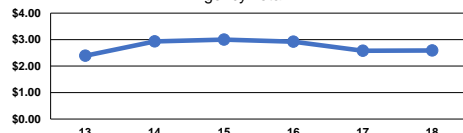
#### Service Efficiency

Mode	Operating Expenses per Vehicle Revenue Mile	Operating Expenses per Vehicle Revenue Hour
Demand Response	\$2.59	\$35.02
<b>Total</b>	<b>\$2.59</b>	<b>\$35.02</b>

#### Service Effectiveness

Mode	Operating Expenses per Unlinked Passenger Trip	Unlinked Trips per Vehicle Revenue Mile	Unlinked Trips per Vehicle Revenue Hour
Demand Response	\$13.74	0.2	2.5
<b>Total</b>	<b>\$13.74</b>	<b>0.2</b>	<b>2.5</b>

Operating Expense per Vehicle Revenue Mile:  
Agency Total



Unlinked Passenger Trips per Vehicle Revenue  
Mile: Agency Total

