

# Incorporated County of Los Alamos

2018 Annual Agency Profile

## General Information

### Service Consumption

441,543 Annual Unlinked Trips (UPT)

### Service Supplied

613,554 Annual Vehicle Revenue Miles (VRM)

31,194 Annual Vehicle Revenue Hours (VRH)

### Summary of Operating Expenses (OE)

\$3,363,350 Total Operating Expenses

### Database Information

NTDID: 6R03-60215

Reporter Type: Rural General Public Transit

## Financial Information

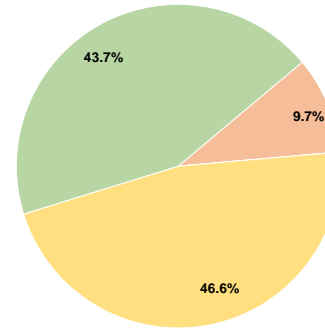
### Sources of Operating Funds Expended

Fare Revenues	\$0	0.0%
Local Funds	\$326,680	9.7%
State Funds	\$0	0.0%
Federal Assistance	\$1,567,996	46.6%
Other Funds	\$1,468,674	43.7%
<b>Total Operating Funds Expended</b>	<b>\$3,363,350</b>	<b>100.0%</b>

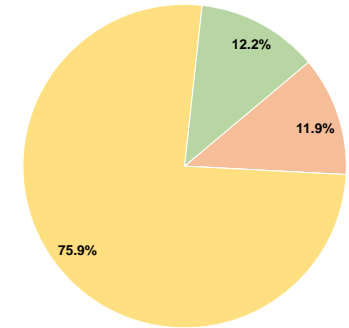
### Sources of Capital Funds Expended

Fare Revenues	\$0	0.0%
Local Funds	\$46,039	11.9%
State Funds	\$0	0.0%
Federal Assistance	\$292,515	75.9%
Other Funds	\$46,858	12.2%
<b>Total Capital Funds Expended</b>	<b>\$385,412</b>	<b>100.0%</b>

### Operating Funding Sources



### Capital Funding Sources



## Modal Characteristics

### Operation Characteristics

#### Vehicles Operated at Maximum Service

Mode	Directly Operated	Purchased Transportation	Operating Expenses	Fare Revenues	Uses of Capital Funds	Annual Unlinked Trips	Annual Vehicle Revenue Miles	Annual Vehicle Revenue Hours
Demand Response	2	-	\$278,815	\$0	\$135,451	6,444	53,518	3,115
Bus	15	-	\$3,084,535	\$0	\$249,961	435,099	560,036	28,079
<b>Total</b>	<b>17</b>	<b>-</b>	<b>\$3,363,350</b>	<b>\$0</b>	<b>\$385,412</b>	<b>441,543</b>	<b>613,554</b>	<b>31,194</b>

### Performance Measures

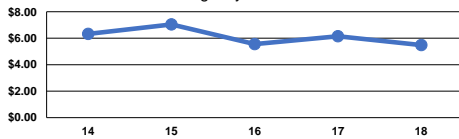
#### Service Efficiency

Mode	Operating Expenses per Vehicle Revenue Mile	Operating Expenses per Vehicle Revenue Hour
Demand Response	\$5.21	\$89.51
Bus	\$5.51	\$109.85
<b>Total</b>	<b>\$5.48</b>	<b>\$107.82</b>

#### Service Effectiveness

Mode	Operating Expenses per Unlinked Passenger Trip	Unlinked Trips per Vehicle Revenue Mile	Unlinked Trips per Vehicle Revenue Hour
Demand Response	\$43.27	0.1	2.1
Bus	\$7.09	0.8	15.5
<b>Total</b>	<b>\$7.62</b>	<b>0.7</b>	<b>14.2</b>

Operating Expense per Vehicle Revenue Mile: Agency Total



Unlinked Passenger Trips per Vehicle Revenue Mile: Agency Total

