

Madison Voluntary Council on Aging

2018 Annual Agency Profile

General Information

Service Consumption

6,956 Annual Unlinked Trips (UPT)

Service Supplied

51,290 Annual Vehicle Revenue Miles (VRM)
4,402 Annual Vehicle Revenue Hours (VRH)

Summary of Operating Expenses (OE)

\$149,493 Total Operating Expenses

Database Information

NTDID: 6R02-66268

Reporter Type: Rural General Public Transit

Financial Information

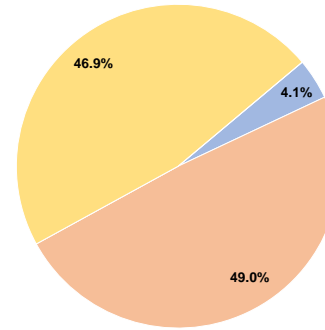
Sources of Operating Funds Expended

Fare Revenues	\$6,128	4.1%
Local Funds	\$73,307	49.0%
State Funds	\$0	0.0%
Federal Assistance	\$70,058	46.9%
Other Funds	\$0	0.0%
Total Operating Funds Expended	\$149,493	100.0%

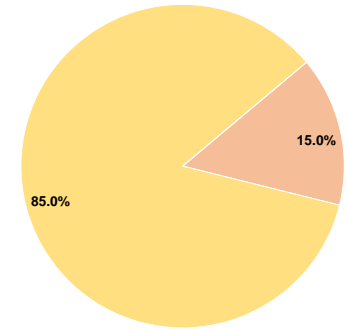
Sources of Capital Funds Expended

Fare Revenues	\$0	0.0%
Local Funds	\$5,934	15.0%
State Funds	\$0	0.0%
Federal Assistance	\$33,627	85.0%
Other Funds	\$0	0.0%
Total Capital Funds Expended	\$39,561	100.0%

Operating Funding Sources



Capital Funding Sources



Modal Characteristics

Operation Characteristics

Vehicles Operated at Maximum Service

Mode	Directly Operated	Purchased Transportation	Operating Expenses	Fare Revenues	Uses of Capital Funds	Annual Unlinked Trips	Annual Vehicle Revenue Miles	Annual Vehicle Revenue Hours
Demand Response	8	-	\$149,493	\$6,128	\$39,561	6,956	51,290	4,402
Total	8	-	\$149,493	\$6,128	\$39,561	6,956	51,290	4,402

Performance Measures

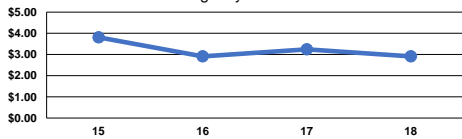
Service Efficiency

Mode	Operating Expenses per Vehicle Revenue Mile	Operating Expenses per Vehicle Revenue Hour
Demand Response	\$2.91	\$33.96
Total	\$2.91	\$33.96

Service Effectiveness

Mode	Operating Expenses per Unlinked Passenger Trip	Unlinked Trips per Vehicle Revenue Mile	Unlinked Trips per Vehicle Revenue Hour
Demand Response	\$21.49	0.1	1.6
Total	\$21.49	0.1	1.6

Operating Expense per Vehicle Revenue Mile: Agency Total



Unlinked Passenger Trips per Vehicle Revenue Mile: Agency Total

