

Humanitarian Enterprises of Lincoln Parish

2018 Annual Agency Profile

General Information

Service Consumption

6,980 Annual Unlinked Trips (UPT)

Service Supplied

38,646 Annual Vehicle Revenue Miles (VRM)

2,887 Annual Vehicle Revenue Hours (VRH)

Summary of Operating Expenses (OE)

\$221,104 Total Operating Expenses

Database Information

NTDID: 6R02-60229

Reporter Type: Rural General Public Transit

Financial Information

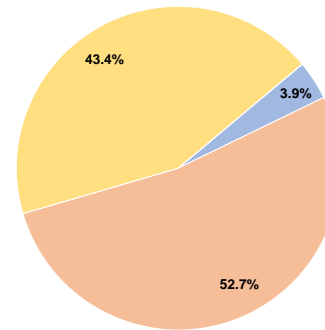
Sources of Operating Funds Expended

Fare Revenues	\$8,656	3.9%
Local Funds	\$116,450	52.7%
State Funds	\$0	0.0%
Federal Assistance	\$95,998	43.4%
Other Funds	\$0	0.0%
Total Operating Funds Expended	\$221,104	100.0%

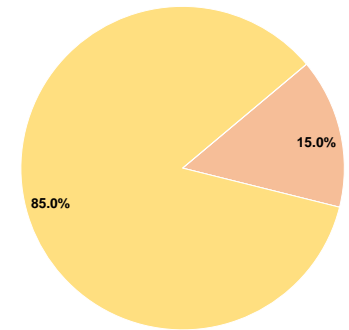
Sources of Capital Funds Expended

Fare Revenues	\$0	0.0%
Local Funds	\$8,985	15.0%
State Funds	\$0	0.0%
Federal Assistance	\$50,916	85.0%
Other Funds	\$0	0.0%
Total Capital Funds Expended	\$59,901	100.0%

Operating Funding Sources



Capital Funding Sources



Modal Characteristics

Operation Characteristics

Vehicles Operated at Maximum Service

Mode	Directly Operated	Purchased Transportation	Operating Expenses	Fare Revenues	Uses of Capital Funds	Annual Unlinked Trips	Annual Vehicle Revenue Miles	Annual Vehicle Revenue Hours
Demand Response	4	-	\$221,104	\$8,656	\$59,901	6,980	38,646	2,887
Total	4	-	\$221,104	\$8,656	\$59,901	6,980	38,646	2,887

Performance Measures

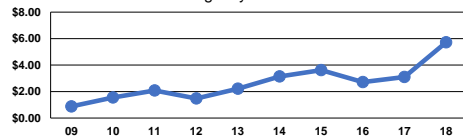
Service Efficiency

Mode	Operating Expenses per Vehicle Revenue Mile	Operating Expenses per Vehicle Revenue Hour
Demand Response	\$5.72	\$76.59
Total	\$5.72	\$76.59

Service Effectiveness

Mode	Operating Expenses per Unlinked Passenger Trip	Unlinked Trips per Vehicle Revenue Mile	Unlinked Trips per Vehicle Revenue Hour
Demand Response	\$31.68	0.2	2.4
Total	\$31.68	0.2	2.4

Operating Expense per Vehicle Revenue Mile:
Agency Total



Unlinked Passenger Trips per Vehicle Revenue
Mile: Agency Total

