

# Area Agency on Aging of Western Arkansas, Inc. dba Western Transit System

2018 Annual Agency Profile

## General Information

### Service Consumption

3,531 Annual Unlinked Trips (UPT)

### Service Supplied

125,333 Annual Vehicle Revenue Miles (VRM)  
5,029 Annual Vehicle Revenue Hours (VRH)

### Summary of Operating Expenses (OE)

\$207,527 Total Operating Expenses

### Database Information

NTDID: 6R01-60257  
Reporter Type: Rural General Public Transit

## Financial Information

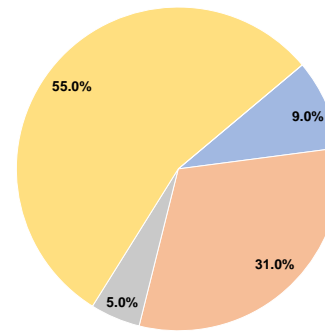
### Sources of Operating Funds Expended

Fare Revenues	\$18,758	9.0%
Local Funds	\$64,252	31.0%
State Funds	\$10,381	5.0%
Federal Assistance	\$114,136	55.0%
Other Funds	\$0	0.0%
<b>Total Operating Funds Expended</b>	<b>\$207,527</b>	<b>100.0%</b>

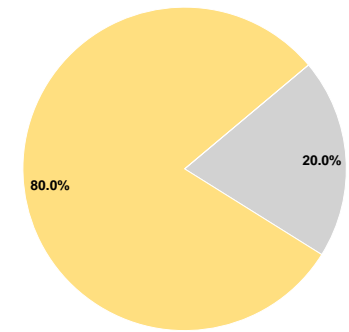
### Sources of Capital Funds Expended

Fare Revenues	\$0	0.0%
Local Funds	\$0	0.0%
State Funds	\$29,589	20.0%
Federal Assistance	\$118,357	80.0%
Other Funds	\$0	0.0%
<b>Total Capital Funds Expended</b>	<b>\$147,946</b>	<b>100.0%</b>

### Operating Funding Sources



### Capital Funding Sources



## Modal Characteristics

### Operation Characteristics

#### Vehicles Operated at Maximum Service

Mode	Directly Operated	Purchased Transportation	Operating Expenses	Fare Revenues	Uses of Capital Funds	Annual Unlinked Trips	Annual Vehicle Revenue Miles	Annual Vehicle Revenue Hours
Demand Response	13	-	\$207,527	\$18,758	\$147,946	3,531	125,333	5,029
<b>Total</b>	<b>13</b>	<b>-</b>	<b>\$207,527</b>	<b>\$18,758</b>	<b>\$147,946</b>	<b>3,531</b>	<b>125,333</b>	<b>5,029</b>

### Performance Measures

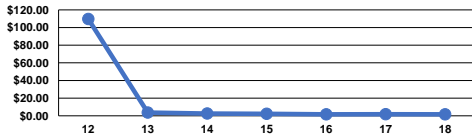
#### Service Efficiency

Mode	Operating Expenses per Vehicle Revenue Mile	Operating Expenses per Vehicle Revenue Hour
Demand Response	\$1.66	\$41.27
<b>Total</b>	<b>\$1.66</b>	<b>\$41.27</b>

#### Service Effectiveness

Mode	Operating Expenses per Unlinked Passenger Trip	Unlinked Trips per Vehicle Revenue Mile	Unlinked Trips per Vehicle Revenue Hour
Demand Response	\$58.77	0.0	0.7
<b>Total</b>	<b>\$58.77</b>	<b>0.0</b>	<b>0.7</b>

Operating Expense per Vehicle Revenue Mile: Agency Total



Unlinked Passenger Trips per Vehicle Revenue Mile: Agency Total

