

City of Cleburne

2018 Annual Agency Profile

General Information

Urbanized Area (UZA) Statistics - 2010 Census

Dallas-Fort Worth-Arlington, TX
1,779 **Square Miles**
5,121,892 **Population**
6 **Pop. Rank out of 498 UZAs**

Other UZAs Served

0 Texas Non-UZA

Service Area Statistics

725 **Square Miles**
167,301 **Population**

Service Consumption

35,524 **Annual Unlinked Trips (UPT)**

Service Supplied

357,529 **Annual Vehicle Revenue Miles (VRM)**
21,656 **Annual Vehicle Revenue Hours (VRH)**

Database Information

NTDID: 60113

Reporter Type: Reduced Reporter

Financial Information

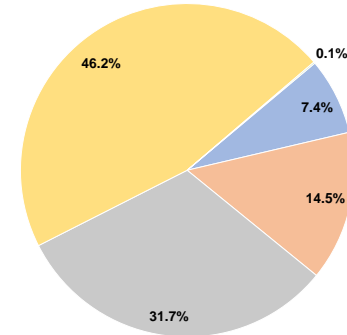
Sources of Operating Funds Expended

Fare Revenues	\$83,005	7.4%
Local Funds	\$161,940	14.5%
State Funds	\$352,877	31.7%
Federal Assistance	\$515,107	46.2%
Other Funds	\$1,459	0.1%
Total Operating Funds Expended	\$1,114,388	100.0%

Sources of Capital Funds Expended

Fare Revenues	\$0
Local Funds	\$0
State Funds	\$0
Federal Assistance	\$0
Other Funds	\$0
Total Capital Funds Expended	\$0

Operating Funding Sources



Modal Characteristics

Operation Characteristics

Vehicles Operated at Maximum Service

Mode	Directly Operated	Purchased Transportation	Operating Expenses	Fare Revenues	Uses of Capital Funds	Annual Unlinked Trips	Annual Vehicle Revenue Miles	Annual Vehicle Revenue Hours	Average Fleet Age in Years ^a
Commuter Bus	3	-	\$142,524	\$3,347	\$0	3,500	52,992	1,858	2.7
Demand Response	14	-	\$971,864	\$79,658	\$0	32,024	304,537	19,798	1.5
Total	17	-	\$1,114,388	\$83,005	\$0	35,524	357,529	21,656	

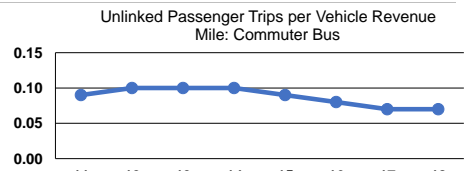
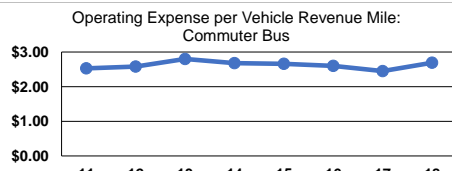
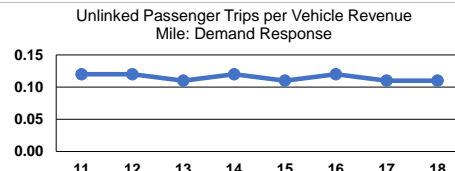
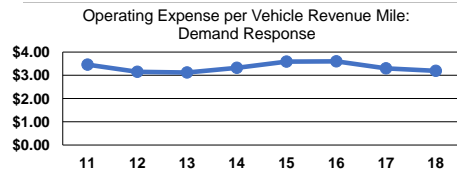
Performance Measures

Service Efficiency

Mode	Operating Expenses per Vehicle Revenue Mile	Operating Expenses per Vehicle Revenue Hour
Commuter Bus	\$2.69	\$76.71
Demand Response	\$3.19	\$49.09
Total	\$3.12	\$51.46

Service Effectiveness

Mode	Operating Expenses per Unlinked Passenger Trip	Unlinked Trips per Vehicle Revenue Mile	Unlinked Trips per Vehicle Revenue Hour
Commuter Bus	\$40.72	0.1	1.9
Demand Response	\$30.35	0.1	1.6
Total	\$31.37	0.1	1.6



Notes:

^aDemand Response - Taxi (DT) and non-dedicated fleets do not report fleet age data.