

## County of Walworth

### 2018 Annual Agency Profile

#### General Information

##### Service Consumption

26,789 Annual Unlinked Trips (UPT)

##### Service Supplied

248,518 Annual Vehicle Revenue Miles (VRM)

22,916 Annual Vehicle Revenue Hours (VRH)

##### Summary of Operating Expenses (OE)

\$737,692 Total Operating Expenses

##### Database Information

NTDID: 5R06-55318

Reporter Type: Rural General Public Transit

#### Financial Information

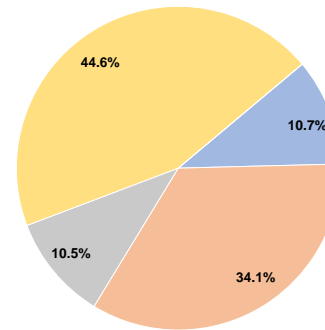
##### Sources of Operating Funds Expended

Fare Revenues	\$78,963	10.7%
Local Funds	\$251,695	34.1%
State Funds	\$77,669	10.5%
Federal Assistance	\$329,365	44.6%
Other Funds	\$0	0.0%
<b>Total Operating Funds Expended</b>	<b>\$737,692</b>	<b>100.0%</b>

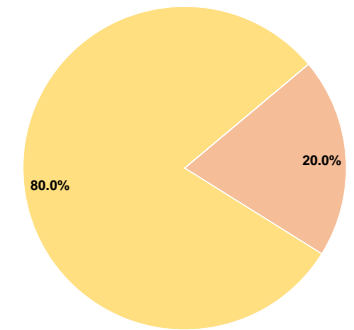
##### Sources of Capital Funds Expended

Fare Revenues	\$0	0.0%
Local Funds	\$6,268	20.0%
State Funds	\$0	0.0%
Federal Assistance	\$25,070	80.0%
Other Funds	\$0	0.0%
<b>Total Capital Funds Expended</b>	<b>\$31,338</b>	<b>100.0%</b>

##### Operating Funding Sources



##### Capital Funding Sources



#### Modal Characteristics

##### Operation Characteristics

##### Vehicles Operated at Maximum Service

Mode	Directly Operated	Purchased Transportation	Operating Expenses	Fare Revenues	Uses of Capital Funds	Annual Unlinked Trips	Annual Vehicle Revenue Miles	Annual Vehicle Revenue Hours
Demand Response	-	10	\$737,692	\$78,963	\$31,338	26,789	248,518	22,916
<b>Total</b>	-	<b>10</b>	<b>\$737,692</b>	<b>\$78,963</b>	<b>\$31,338</b>	<b>26,789</b>	<b>248,518</b>	<b>22,916</b>

##### Performance Measures


##### Service Efficiency

Mode	Operating Expenses per Vehicle Revenue Mile	Operating Expenses per Vehicle Revenue Hour
Demand Response	\$2.97	\$32.19
<b>Total</b>	<b>\$2.97</b>	<b>\$32.19</b>

##### Service Effectiveness

Mode	Operating Expenses per Unlinked Passenger Trip	Unlinked Trips per Vehicle Revenue Mile	Unlinked Trips per Vehicle Revenue Hour
Demand Response	\$27.54	0.1	1.2
<b>Total</b>	<b>\$27.54</b>	<b>0.1</b>	<b>1.2</b>

Operating Expense per Vehicle Revenue Mile:  
Agency Total



Unlinked Passenger Trips per Vehicle Revenue  
Mile: Agency Total

