

City of Wisconsin Rapids

2018 Annual Agency Profile

General Information

Service Consumption

94,452 Annual Unlinked Trips (UPT)

Service Supplied

453,433 Annual Vehicle Revenue Miles (VRM)
 39,864 Annual Vehicle Revenue Hours (VRH)

Summary of Operating Expenses (OE)

\$866,052 Total Operating Expenses

Database Information

NTDID: 5R06-50405

Reporter Type: Rural General Public Transit

Financial Information

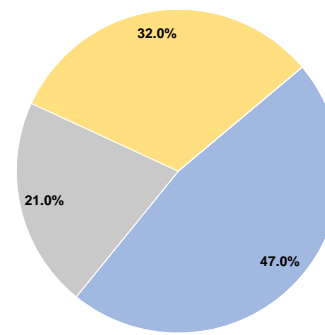
Sources of Operating Funds Expended

Fare Revenues	\$406,725	47.0%
Local Funds	\$0	0.0%
State Funds	\$182,190	21.0%
Federal Assistance	\$277,137	32.0%
Other Funds	\$0	0.0%
Total Operating Funds Expended	\$866,052	100.0%

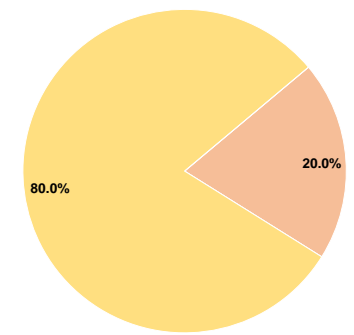
Sources of Capital Funds Expended

Fare Revenues	\$0	0.0%
Local Funds	\$13,221	20.0%
State Funds	\$0	0.0%
Federal Assistance	\$52,884	80.0%
Other Funds	\$0	0.0%
Total Capital Funds Expended	\$66,105	100.0%

Operating Funding Sources



Capital Funding Sources



Modal Characteristics

Operation Characteristics

Vehicles Operated at Maximum Service

Mode	Directly Operated	Purchased Transportation	Operating Expenses	Fare Revenues	Uses of Capital Funds	Annual Unlinked Trips	Annual Vehicle Revenue Miles	Annual Vehicle Revenue Hours
Demand Response	-	8	\$866,052	\$406,725	\$66,105	94,452	453,433	39,864
Total	-	8	\$866,052	\$406,725	\$66,105	94,452	453,433	39,864

Performance Measures

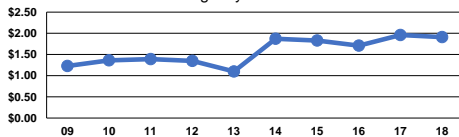
Service Efficiency

Mode	Operating Expenses per Vehicle Revenue Mile	Operating Expenses per Vehicle Revenue Hour
Demand Response	\$1.91	\$21.73
Total	\$1.91	\$21.73

Service Effectiveness

Mode	Operating Expenses per Unlinked Passenger Trip	Unlinked Trips per Vehicle Revenue Mile	Unlinked Trips per Vehicle Revenue Hour
Demand Response	\$9.17	0.2	2.4
Total	\$9.17	0.2	2.4

Operating Expense per Vehicle Revenue Mile: Agency Total



Unlinked Passenger Trips per Vehicle Revenue Mile: Agency Total

