

# Horizons of Tuscarawas & Carroll Counties

2018 Annual Agency Profile

## General Information

### Service Consumption

56,868 Annual Unlinked Trips (UPT)

### Service Supplied

803,081 Annual Vehicle Revenue Miles (VRM)

42,020 Annual Vehicle Revenue Hours (VRH)

### Summary of Operating Expenses (OE)

\$1,340,361 Total Operating Expenses

### Database Information

NTDID: 5R05-55328

Reporter Type: Rural General Public Transit

## Financial Information

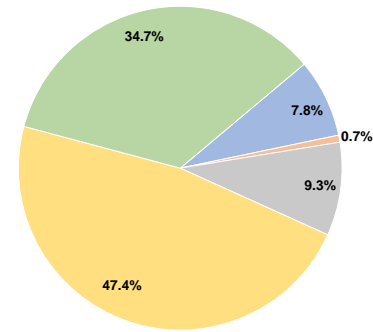
### Sources of Operating Funds Expended

Fare Revenues	\$105,104	7.8%
Local Funds	\$9,375	0.7%
State Funds	\$125,000	9.3%
Federal Assistance	\$635,375	47.4%
Other Funds	\$465,507	34.7%
<b>Total Operating Funds Expended</b>	<b>\$1,340,361</b>	<b>100.0%</b>

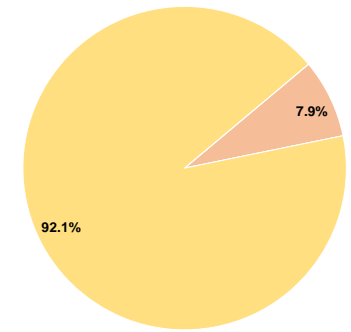
### Sources of Capital Funds Expended

Fare Revenues	\$0	0.0%
Local Funds	\$17,609	7.9%
State Funds	\$0	0.0%
Federal Assistance	\$205,251	92.1%
Other Funds	\$0	0.0%
<b>Total Capital Funds Expended</b>	<b>\$222,860</b>	<b>100.0%</b>

### Operating Funding Sources



### Capital Funding Sources



## Modal Characteristics

### Operation Characteristics

#### Vehicles Operated at Maximum Service

Mode	Directly Operated	Purchased Transportation	Operating Expenses	Fare Revenues	Uses of Capital Funds	Annual Unlinked Trips	Annual Vehicle Revenue Miles	Annual Vehicle Revenue Hours
Demand Response	12	-	\$1,340,361	\$105,104	\$222,860	56,868	803,081	42,020
<b>Total</b>	<b>12</b>	<b>-</b>	<b>\$1,340,361</b>	<b>\$105,104</b>	<b>\$222,860</b>	<b>56,868</b>	<b>803,081</b>	<b>42,020</b>

### Performance Measures

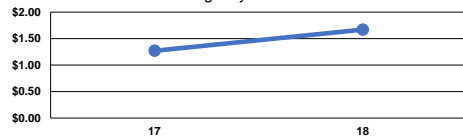
#### Service Efficiency

Mode	Operating Expenses per Vehicle Revenue Mile	Operating Expenses per Vehicle Revenue Hour
Demand Response	\$1.67	\$31.90
<b>Total</b>	<b>\$1.67</b>	<b>\$31.90</b>

#### Service Effectiveness

Mode	Operating Expenses per Unlinked Passenger Trip	Unlinked Trips per Vehicle Revenue Mile	Unlinked Trips per Vehicle Revenue Hour
Demand Response	\$23.57	0.1	1.4
<b>Total</b>	<b>\$23.57</b>	<b>0.1</b>	<b>1.4</b>

Operating Expense per Vehicle Revenue Mile:  
Agency Total



Unlinked Passenger Trips per Vehicle Revenue  
Mile: Agency Total

