

# Crawford County Transportation Authority

## 2018 Annual Agency Profile

### General Information

#### Service Consumption

91,442 Annual Unlinked Trips (UPT)

#### Service Supplied

434,895 Annual Vehicle Revenue Miles (VRM)  
25,383 Annual Vehicle Revenue Hours (VRH)

#### Summary of Operating Expenses (OE)

\$1,713,256 Total Operating Expenses

#### Database Information

NTDID: 5R03-50503

Reporter Type: Rural General Public Transit

### Financial Information

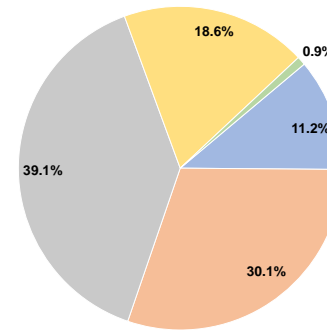
#### Sources of Operating Funds Expended

Fare Revenues	\$192,532	11.2%
Local Funds	\$516,263	30.1%
State Funds	\$670,540	39.1%
Federal Assistance	\$319,148	18.6%
Other Funds	\$14,773	0.9%
<b>Total Operating Funds Expended</b>	<b>\$1,713,256</b>	<b>100.0%</b>

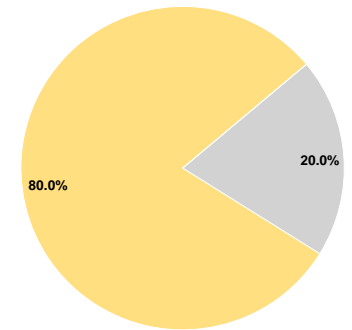
#### Sources of Capital Funds Expended

Fare Revenues	\$0	0.0%
Local Funds	\$0	0.0%
State Funds	\$1,394	20.0%
Federal Assistance	\$5,578	80.0%
Other Funds	\$0	0.0%
<b>Total Capital Funds Expended</b>	<b>\$6,972</b>	<b>100.0%</b>

#### Operating Funding Sources



#### Capital Funding Sources



### Modal Characteristics

#### Operation Characteristics

#### Vehicles Operated at Maximum Service

Mode	Directly Operated	Purchased Transportation	Operating Expenses	Fare Revenues	Uses of Capital Funds	Annual Unlinked Trips	Annual Vehicle Revenue Miles	Annual Vehicle Revenue Hours
Demand Response	16	-	\$1,713,256	\$192,532	\$6,972	91,442	434,895	25,383
<b>Total</b>	<b>16</b>	<b>-</b>	<b>\$1,713,256</b>	<b>\$192,532</b>	<b>\$6,972</b>	<b>91,442</b>	<b>434,895</b>	<b>25,383</b>

#### Performance Measures

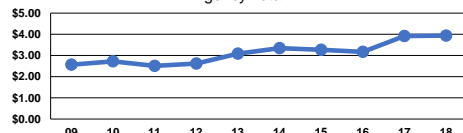
#### Service Efficiency

Mode	Operating Expenses per Vehicle Revenue Mile	Operating Expenses per Vehicle Revenue Hour
Demand Response	\$3.94	\$67.50
<b>Total</b>	<b>\$3.94</b>	<b>\$67.50</b>

#### Service Effectiveness

Mode	Operating Expenses per Unlinked Passenger Trip	Unlinked Trips per Vehicle Revenue Mile	Unlinked Trips per Vehicle Revenue Hour
Demand Response	\$18.74	0.2	3.6
<b>Total</b>	<b>\$18.74</b>	<b>0.2</b>	<b>3.6</b>

Operating Expense per Vehicle Revenue Mile: Agency Total



Unlinked Passenger Trips per Vehicle Revenue Mile: Agency Total

