

Ogemaw County Public Transportation

2018 Annual Agency Profile

General Information

Service Consumption

54,932 Annual Unlinked Trips (UPT)

Service Supplied

293,126 Annual Vehicle Revenue Miles (VRM)
17,927 Annual Vehicle Revenue Hours (VRH)

Summary of Operating Expenses (OE)

\$843,668 Total Operating Expenses

Database Information

NTDID: 5R03-50344

Reporter Type: Rural General Public Transit

Financial Information

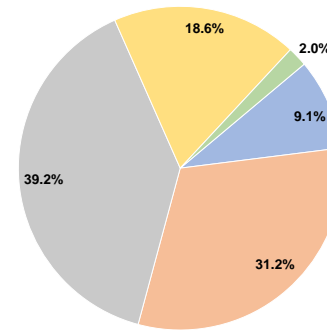
Sources of Operating Funds Expended

Fare Revenues	\$76,921	9.1%
Local Funds	\$263,133	31.2%
State Funds	\$330,512	39.2%
Federal Assistance	\$156,506	18.6%
Other Funds	\$16,596	2.0%
Total Operating Funds Expended	\$843,668	100.0%

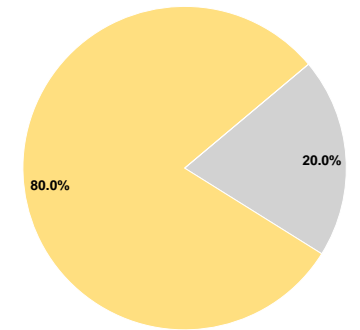
Sources of Capital Funds Expended

Fare Revenues	\$0	0.0%
Local Funds	\$0	0.0%
State Funds	\$8,690	20.0%
Federal Assistance	\$34,761	80.0%
Other Funds	\$0	0.0%
Total Capital Funds Expended	\$43,451	100.0%

Operating Funding Sources



Capital Funding Sources



Modal Characteristics

Operation Characteristics

Vehicles Operated at Maximum Service

Mode	Directly Operated	Purchased Transportation	Operating Expenses	Fare Revenues	Uses of Capital Funds	Annual Unlinked Trips	Annual Vehicle Revenue Miles	Annual Vehicle Revenue Hours
Demand Response	12	-	\$843,668	\$76,921	\$43,451	54,932	293,126	17,927
Total	12	-	\$843,668	\$76,921	\$43,451	54,932	293,126	17,927

Performance Measures

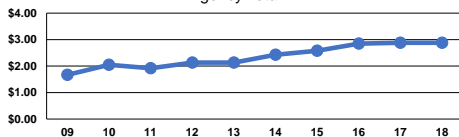
Service Efficiency

Mode	Operating Expenses per Vehicle Revenue Mile	Operating Expenses per Vehicle Revenue Hour
Demand Response	\$2.88	\$47.06
Total	\$2.88	\$47.06

Service Effectiveness

Mode	Operating Expenses per Unlinked Passenger Trip	Unlinked Trips per Vehicle Revenue Mile	Unlinked Trips per Vehicle Revenue Hour
Demand Response	\$15.36	0.2	3.1
Total	\$15.36	0.2	3.1

Operating Expense per Vehicle Revenue Mile:
Agency Total



Unlinked Passenger Trips per Vehicle Revenue
Mile: Agency Total

