

# Huntington County Council on Aging

2018 Annual Agency Profile

## General Information

### Service Consumption

41,743 Annual Unlinked Trips (UPT)

### Service Supplied

322,338 Annual Vehicle Revenue Miles (VRM)  
25,016 Annual Vehicle Revenue Hours (VRH)

### Summary of Operating Expenses (OE)

\$646,842 Total Operating Expenses

### Database Information

NTDID: 5R02-50361

Reporter Type: Rural General Public Transit

## Financial Information

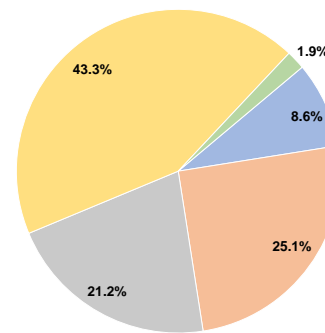
### Sources of Operating Funds Expended

Fare Revenues	\$55,601	8.6%
Local Funds	\$162,073	25.1%
State Funds	\$137,051	21.2%
Federal Assistance	\$279,911	43.3%
Other Funds	\$12,206	1.9%
<b>Total Operating Funds Expended</b>	<b>\$646,842</b>	<b>100.0%</b>

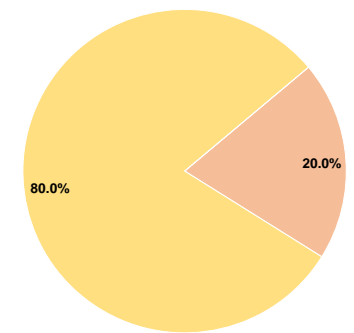
### Sources of Capital Funds Expended

Fare Revenues	\$0	0.0%
Local Funds	\$10,665	20.0%
State Funds	\$0	0.0%
Federal Assistance	\$42,658	80.0%
Other Funds	\$0	0.0%
<b>Total Capital Funds Expended</b>	<b>\$53,323</b>	<b>100.0%</b>

### Operating Funding Sources



### Capital Funding Sources



## Modal Characteristics

### Operation Characteristics

#### Vehicles Operated at Maximum Service

Mode	Directly Operated	Purchased Transportation	Operating Expenses	Fare Revenues	Uses of Capital Funds	Annual Unlinked Trips	Annual Vehicle Revenue Miles	Annual Vehicle Revenue Hours
Demand Response	14	-	\$646,842	\$55,601	\$53,323	41,743	322,338	25,016
<b>Total</b>	<b>14</b>	<b>-</b>	<b>\$646,842</b>	<b>\$55,601</b>	<b>\$53,323</b>	<b>41,743</b>	<b>322,338</b>	<b>25,016</b>

### Performance Measures

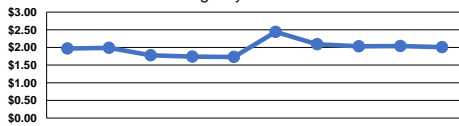
#### Service Efficiency

Mode	Operating Expenses per Vehicle Revenue Mile	Operating Expenses per Vehicle Revenue Hour
Demand Response	\$2.01	\$25.86
<b>Total</b>	<b>\$2.01</b>	<b>\$25.86</b>

#### Service Effectiveness

Mode	Operating Expenses per Unlinked Passenger Trip	Unlinked Trips per Vehicle Revenue Mile	Unlinked Trips per Vehicle Revenue Hour
Demand Response	\$15.50	0.1	1.7
<b>Total</b>	<b>\$15.50</b>	<b>0.1</b>	<b>1.7</b>

Operating Expense per Vehicle Revenue Mile:  
Agency Total



Unlinked Passenger Trips per Vehicle Revenue  
Mile: Agency Total

