

# Effingham County

## 2018 Annual Agency Profile

### General Information

#### Service Consumption

32,515 Annual Unlinked Trips (UPT)

#### Service Supplied

164,184 Annual Vehicle Revenue Miles (VRM)  
13,591 Annual Vehicle Revenue Hours (VRH)

#### Summary of Operating Expenses (OE)

\$514,388 Total Operating Expenses

#### Database Information

NTDID: 5R01-50345

Reporter Type: Rural General Public Transit

### Financial Information

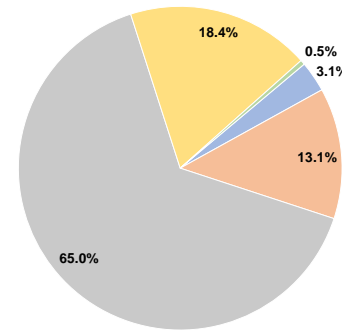
#### Sources of Operating Funds Expended

Fare Revenues	\$15,802	3.1%
Local Funds	\$67,304	13.1%
State Funds	\$334,352	65.0%
Federal Assistance	\$94,512	18.4%
Other Funds	\$2,418	0.5%
<b>Total Operating Funds Expended</b>	<b>\$514,388</b>	<b>100.0%</b>

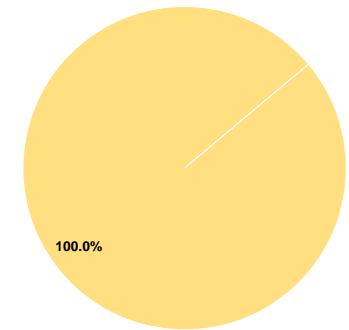
#### Sources of Capital Funds Expended

Fare Revenues	\$0	0.0%
Local Funds	\$0	0.0%
State Funds	\$0	0.0%
Federal Assistance	\$96,201	100.0%
Other Funds	\$0	0.0%
<b>Total Capital Funds Expended</b>	<b>\$96,201</b>	<b>100.0%</b>

#### Operating Funding Sources



#### Capital Funding Sources



### Modal Characteristics

#### Operation Characteristics

#### Vehicles Operated at Maximum Service

Mode	Directly Operated	Purchased Transportation	Operating Expenses	Fare Revenues	Uses of Capital Funds	Annual Unlinked Trips	Annual Vehicle Revenue Miles	Annual Vehicle Revenue Hours
Demand Response	8	-	\$514,388	\$15,802	\$96,201	32,515	164,184	13,591
<b>Total</b>	<b>8</b>	<b>-</b>	<b>\$514,388</b>	<b>\$15,802</b>	<b>\$96,201</b>	<b>32,515</b>	<b>164,184</b>	<b>13,591</b>

#### Performance Measures

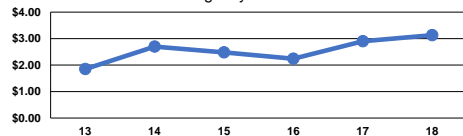
#### Service Efficiency

Mode	Operating Expenses per Vehicle Revenue Mile	Operating Expenses per Vehicle Revenue Hour
Demand Response	\$3.13	\$37.85
<b>Total</b>	<b>\$3.13</b>	<b>\$37.85</b>

#### Service Effectiveness

Mode	Operating Expenses per Unlinked Passenger Trip	Unlinked Trips per Vehicle Revenue Mile	Unlinked Trips per Vehicle Revenue Hour
Demand Response	\$15.82	0.2	2.4
<b>Total</b>	<b>\$15.82</b>	<b>0.2</b>	<b>2.4</b>

Operating Expense per Vehicle Revenue Mile:  
Agency Total



Unlinked Passenger Trips per Vehicle Revenue  
Mile: Agency Total

