

County of Warren dba Warren County Transit Service

2018 Annual Agency Profile

General Information

Urbanized Area (UZA) Statistics - 2010 Census

Cincinnati, OH-KY-IN
788 **Square Miles**
1,624,827 **Population**
30 **Pop. Rank out of 498 UZAs**

Other UZAs Served

0 Ohio Non-UZA, 59 Dayton, OH, 308 Middletown, OH

Service Area Statistics

72 **Square Miles**
118,747 **Population**

Service Consumption

34,418 **Annual Unlinked Trips (UPT)**

Service Supplied

364,135 **Annual Vehicle Revenue Miles (VRM)**
28,649 **Annual Vehicle Revenue Hours (VRH)**

Database Information

NTDID: 50200

Reporter Type: Reduced Reporter

Financial Information

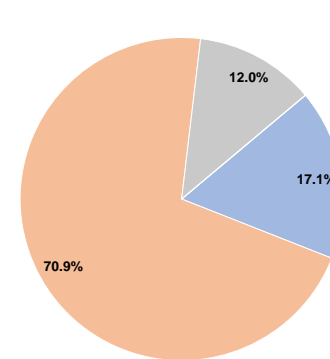
Sources of Operating Funds Expended

Fare Revenues	\$147,700	17.1%
Local Funds	\$612,786	70.9%
State Funds	\$103,781	12.0%
Federal Assistance	\$0	0.0%
Other Funds	\$0	0.0%
Total Operating Funds Expended	\$864,267	100.0%

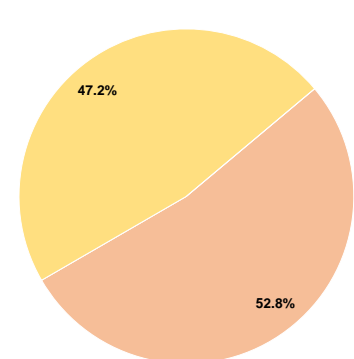
Sources of Capital Funds Expended

Fare Revenues	\$0	0.0%
Local Funds	\$157,892	52.8%
State Funds	\$0	0.0%
Federal Assistance	\$141,405	47.2%
Other Funds	\$0	0.0%
Total Capital Funds Expended	\$299,297	100.0%

Operating Funding Sources



Capital Funding Sources



Modal Characteristics

Operation Characteristics

Vehicles Operated at Maximum Service

Mode	Directly Operated	Purchased Transportation	Operating Expenses	Fare Revenues	Uses of Capital Funds	Annual Unlinked Trips	Annual Vehicle Revenue Miles	Annual Vehicle Revenue Hours	Average Fleet Age in Years ^a
Demand Response	-	19	\$858,267	\$147,700	\$299,297	34,418	364,135	28,649	4.9
Total	-	19	\$858,267	\$147,700	\$299,297	34,418	364,135	28,649	

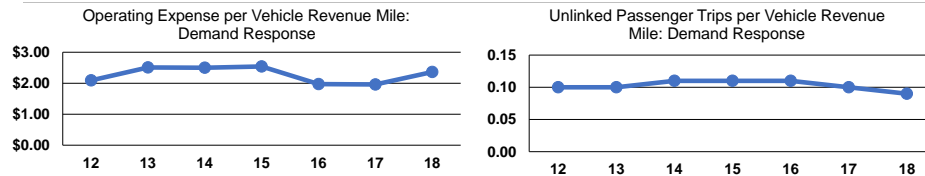
Performance Measures

Service Efficiency

Mode	Operating Expenses per Vehicle Revenue Mile	Operating Expenses per Vehicle Revenue Hour
Demand Response	\$2.36	\$29.96
Total	\$2.36	\$29.96

Service Effectiveness

Mode	Operating Expenses per Unlinked Passenger Trip	Unlinked Trips per Vehicle Revenue Mile	Unlinked Trips per Vehicle Revenue Hour
Demand Response	\$24.94	0.1	1.2
Total	\$24.94	0.1	1.2



Notes:

^aDemand Response - Taxi (DT) and non-dedicated fleets do not report fleet age data.