

Opportunity Enterprises, Inc.

2018 Annual Agency Profile

General Information

Urbanized Area (UZA) Statistics - 2010 Census

Chicago, IL-IN
2,443 **Square Miles**
8,608,208 **Population**
3 **Pop. Rank out of 498 UZAs**

Other UZAs Served

0 Indiana Non-UZA

Service Area Statistics

590 **Square Miles**
160,105 **Population**

Service Consumption

89,295 **Annual Unlinked Trips (UPT)**

Service Supplied

395,543 **Annual Vehicle Revenue Miles (VRM)**
30,539 **Annual Vehicle Revenue Hours (VRH)**

Database Information

NTDID: 50131

Reporter Type: Reduced Reporter

Financial Information

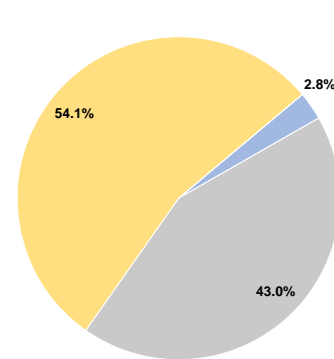
Sources of Operating Funds Expended

Fare Revenues	\$22,778	2.8%
Local Funds	\$0	0.0%
State Funds	\$344,530	43.0%
Federal Assistance	\$433,571	54.1%
Other Funds	\$0	0.0%
Total Operating Funds Expended	\$800,879	100.0%

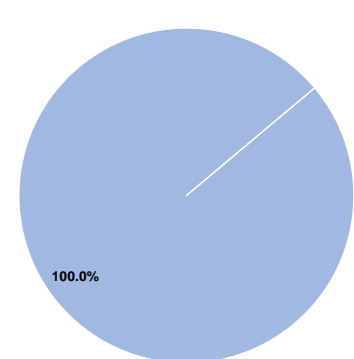
Sources of Capital Funds Expended

Fare Revenues	\$19,823	100.0%
Local Funds	\$0	0.0%
State Funds	\$0	0.0%
Federal Assistance	\$0	0.0%
Other Funds	\$0	0.0%
Total Capital Funds Expended	\$19,823	100.0%

Operating Funding Sources



Capital Funding Sources



Modal Characteristics

Operation Characteristics

Vehicles Operated at Maximum Service

Mode	Directly Operated	Purchased Transportation	Operating Expenses	Fare Revenues	Uses of Capital Funds	Annual Unlinked Trips	Annual Vehicle Revenue Miles	Annual Vehicle Revenue Hours	Average Fleet Age in Years ^a
Demand Response	15	-	\$800,879	\$42,601	\$19,823	89,295	395,543	30,539	4.3
Total	15	-	\$800,879	\$42,601	\$19,823	89,295	395,543	30,539	

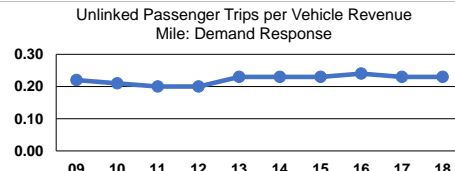
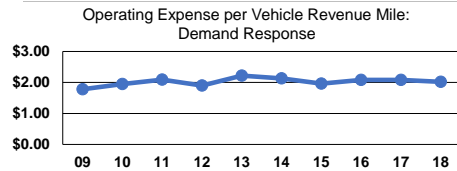
Performance Measures

Service Efficiency

Mode	Operating Expenses per Vehicle Revenue Mile	Operating Expenses per Vehicle Revenue Hour
Demand Response	\$2.02	\$26.22
Total	\$2.02	\$26.22

Service Effectiveness

Mode	Operating Expenses per Unlinked Passenger Trip	Unlinked Trips per Vehicle Revenue Mile	Unlinked Trips per Vehicle Revenue Hour
Demand Response	\$8.97	0.2	2.9
Total	\$8.97	0.2	2.9



Notes:

^aDemand Response - Taxi (DT) and non-dedicated fleets do not report fleet age data.