

# Cherokee County

## 2018 Annual Agency Profile

### General Information

#### Service Consumption

37,006 Annual Unlinked Trips (UPT)

#### Service Supplied

239,568 Annual Vehicle Revenue Miles (VRM)  
13,579 Annual Vehicle Revenue Hours (VRH)

#### Summary of Operating Expenses (OE)

\$540,713 Total Operating Expenses

#### Database Information

NTDID: 4R06-41069

Reporter Type: Rural General Public Transit

### Financial Information

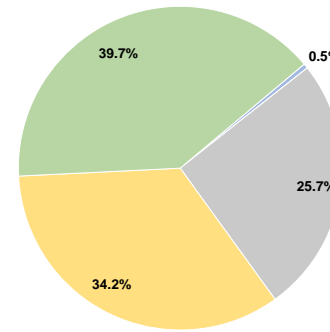
#### Sources of Operating Funds Expended

Fare Revenues	\$2,571	0.5%
Local Funds	\$0	0.0%
State Funds	\$138,804	25.7%
Federal Assistance	\$184,859	34.2%
Other Funds	\$214,479	39.7%
<b>Total Operating Funds Expended</b>	<b>\$540,713</b>	<b>100.0%</b>

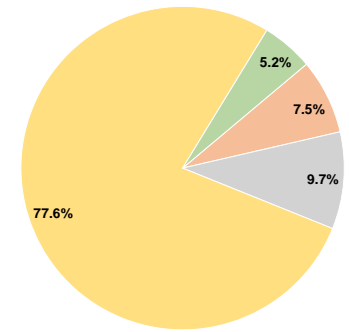
#### Sources of Capital Funds Expended

Fare Revenues	\$0	0.0%
Local Funds	\$4,256	7.5%
State Funds	\$5,503	9.7%
Federal Assistance	\$44,028	77.6%
Other Funds	\$2,927	5.2%
<b>Total Capital Funds Expended</b>	<b>\$56,714</b>	<b>100.0%</b>

#### Operating Funding Sources



#### Capital Funding Sources



### Modal Characteristics

#### Operation Characteristics

#### Vehicles Operated at Maximum Service

Mode	Directly Operated	Purchased Transportation	Operating Expenses	Fare Revenues	Uses of Capital Funds	Annual Unlinked Trips	Annual Vehicle Revenue Miles	Annual Vehicle Revenue Hours
Demand Response	8	-	\$457,003	\$2,262	\$56,714	25,150	216,866	11,932
Bus	1	-	\$83,710	\$309	\$0	11,856	22,702	1,647
<b>Total</b>	<b>9</b>	<b>-</b>	<b>\$540,713</b>	<b>\$2,571</b>	<b>\$56,714</b>	<b>37,006</b>	<b>239,568</b>	<b>13,579</b>

#### Performance Measures

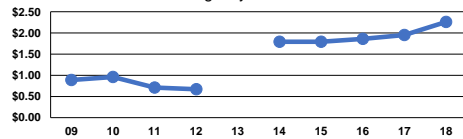
#### Service Efficiency

Mode	Operating Expenses per Vehicle Revenue Mile	Operating Expenses per Vehicle Revenue Hour
Demand Response	\$2.11	\$38.30
Bus	\$3.69	\$50.83
<b>Total</b>	<b>\$2.26</b>	<b>\$39.82</b>

#### Service Effectiveness

Mode	Operating Expenses per Unlinked Passenger Trip	Unlinked Trips per Vehicle Revenue Mile	Unlinked Trips per Vehicle Revenue Hour
Demand Response	\$18.17	0.1	2.1
Bus	\$7.06	0.5	7.2
<b>Total</b>	<b>\$14.61</b>	<b>0.2</b>	<b>2.7</b>

Operating Expense per Vehicle Revenue Mile: Agency Total



Unlinked Passenger Trips per Vehicle Revenue Mile: Agency Total

