

Copiah County Human Resource Agency

2018 Annual Agency Profile

General Information

Service Consumption

42,220 Annual Unlinked Trips (UPT)

Service Supplied

369,709 Annual Vehicle Revenue Miles (VRM)

14,323 Annual Vehicle Revenue Hours (VRH)

Summary of Operating Expenses (OE)

\$522,828 Total Operating Expenses

Database Information

NTDID: 4R05-40987

Reporter Type: Rural General Public Transit

Financial Information

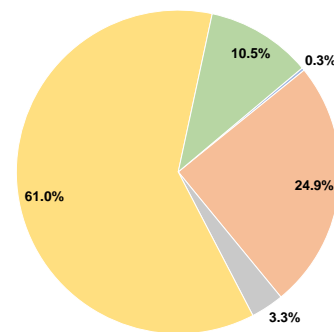
Sources of Operating Funds Expended

Fare Revenues	\$1,508	0.3%
Local Funds	\$130,096	24.9%
State Funds	\$17,280	3.3%
Federal Assistance	\$318,944	61.0%
Other Funds	\$55,000	10.5%
Total Operating Funds Expended	\$522,828	100.0%

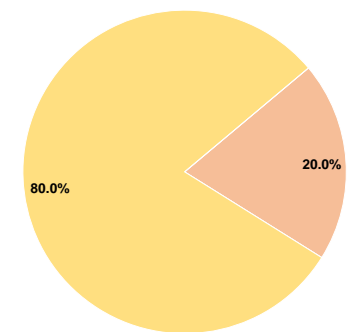
Sources of Capital Funds Expended

Fare Revenues	\$0	0.0%
Local Funds	\$962	20.0%
State Funds	\$0	0.0%
Federal Assistance	\$3,848	80.0%
Other Funds	\$0	0.0%
Total Capital Funds Expended	\$4,810	100.0%

Operating Funding Sources



Capital Funding Sources



Modal Characteristics

Operation Characteristics

Vehicles Operated at Maximum Service

Mode	Directly Operated	Purchased Transportation	Operating Expenses	Fare Revenues	Uses of Capital Funds	Annual Unlinked Trips	Annual Vehicle Revenue Miles	Annual Vehicle Revenue Hours
Demand Response	12	-	\$522,828	\$1,508	\$4,810	42,220	369,709	14,323
Total	12	-	\$522,828	\$1,508	\$4,810	42,220	369,709	14,323

Performance Measures

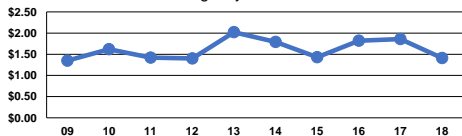
Service Efficiency

Mode	Operating Expenses per Vehicle Revenue Mile	Operating Expenses per Vehicle Revenue Hour
Demand Response	\$1.41	\$36.50
Total	\$1.41	\$36.50

Service Effectiveness

Mode	Operating Expenses per Unlinked Passenger Trip	Unlinked Trips per Vehicle Revenue Mile	Unlinked Trips per Vehicle Revenue Hour
Demand Response	\$12.38	0.1	2.9
Total	\$12.38	0.1	2.9

Operating Expense per Vehicle Revenue Mile:
Agency Total



Unlinked Passenger Trips per Vehicle Revenue
Mile: Agency Total

