

# Pennyriple Allied Community Services, Inc.

2018 Annual Agency Profile

## General Information

### Service Consumption

255,169 Annual Unlinked Trips (UPT)

### Service Supplied

2,282,011 Annual Vehicle Revenue Miles (VRM)  
172,969 Annual Vehicle Revenue Hours (VRH)

### Summary of Operating Expenses (OE)

\$4,657,533 Total Operating Expenses

### Database Information

NTDID: 4R04-40953

Reporter Type: Rural General Public Transit

## Financial Information

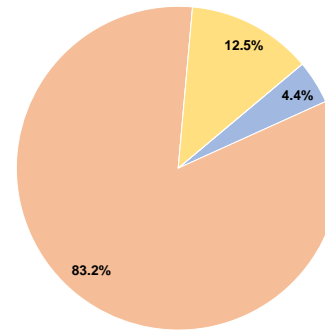
### Sources of Operating Funds Expended

Fare Revenues	\$202,614	4.4%
Local Funds	\$3,873,873	83.2%
State Funds	\$0	0.0%
Federal Assistance	\$581,046	12.5%
Other Funds	\$0	0.0%
<b>Total Operating Funds Expended</b>	<b>\$4,657,533</b>	<b>100.0%</b>

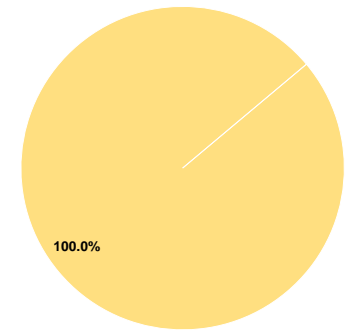
### Sources of Capital Funds Expended

Fare Revenues	\$0	0.0%
Local Funds	\$0	0.0%
State Funds	\$0	0.0%
Federal Assistance	\$141,900	100.0%
Other Funds	\$0	0.0%
<b>Total Capital Funds Expended</b>	<b>\$141,900</b>	<b>100.0%</b>

### Operating Funding Sources



### Capital Funding Sources



## Modal Characteristics

### Operation Characteristics

#### Vehicles Operated at Maximum Service

Mode	Directly Operated	Purchased Transportation	Operating Expenses	Fare Revenues	Uses of Capital Funds	Annual Unlinked Trips	Annual Vehicle Revenue Miles	Annual Vehicle Revenue Hours
Demand Response	91	-	\$4,280,087	\$159,831	\$141,900	185,067	2,000,037	154,366
Bus	5	-	\$377,446	\$42,783	\$0	70,102	281,974	18,603
<b>Total</b>	<b>96</b>	<b>-</b>	<b>\$4,657,533</b>	<b>\$202,614</b>	<b>\$141,900</b>	<b>255,169</b>	<b>2,282,011</b>	<b>172,969</b>

### Performance Measures

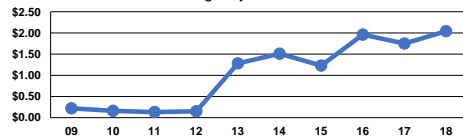
#### Service Efficiency

Mode	Operating Expenses per Vehicle Revenue Mile	Operating Expenses per Vehicle Revenue Hour
Demand Response	\$2.14	\$27.73
Bus	\$1.34	\$20.29
<b>Total</b>	<b>\$2.04</b>	<b>\$26.93</b>

#### Service Effectiveness

Mode	Operating Expenses per Unlinked Passenger Trip	Unlinked Trips per Vehicle Revenue Mile	Unlinked Trips per Vehicle Revenue Hour
Demand Response	\$23.13	0.1	1.2
Bus	\$5.38	0.2	3.8
<b>Total</b>	<b>\$18.25</b>	<b>0.1</b>	<b>1.5</b>

Operating Expense per Vehicle Revenue Mile:  
Agency Total



Unlinked Passenger Trips per Vehicle Revenue  
Mile: Agency Total

