

# Coweta County

## 2018 Annual Agency Profile

### General Information

### Financial Information

#### Service Consumption

34,114 Annual Unlinked Trips (UPT)

#### Service Supplied

232,833 Annual Vehicle Revenue Miles (VRM)  
 14,647 Annual Vehicle Revenue Hours (VRH)

#### Summary of Operating Expenses (OE)

\$401,863 Total Operating Expenses

#### Database Information

NTDID: 4R03-41133

Reporter Type: Rural General Public Transit

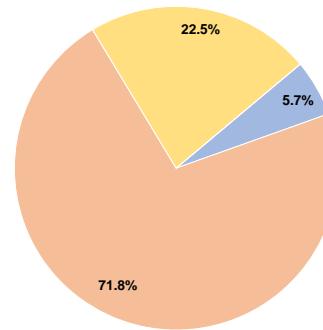
#### Sources of Operating Funds Expended

Fare Revenues	\$22,735	5.7%
Local Funds	\$288,583	71.8%
State Funds	\$0	0.0%
Federal Assistance	\$90,545	22.5%
Other Funds	\$0	0.0%
<b>Total Operating Funds Expended</b>	<b>\$401,863</b>	<b>100.0%</b>

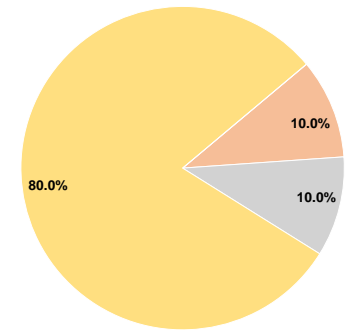
#### Sources of Capital Funds Expended

Fare Revenues	\$0	0.0%
Local Funds	\$13,587	10.0%
State Funds	\$13,587	10.0%
Federal Assistance	\$108,692	80.0%
Other Funds	\$0	0.0%
<b>Total Capital Funds Expended</b>	<b>\$135,866</b>	<b>100.0%</b>

#### Operating Funding Sources



#### Capital Funding Sources



### Modal Characteristics

#### Operation Characteristics

#### Vehicles Operated at Maximum Service

Mode	Directly Operated	Purchased Transportation	Operating Expenses	Fare Revenues	Uses of Capital Funds	Annual Unlinked Trips	Annual Vehicle Revenue Miles	Annual Vehicle Revenue Hours
Demand Response	6	-	\$401,863	\$22,735	\$135,866	34,114	232,833	14,647
<b>Total</b>	<b>6</b>	<b>-</b>	<b>\$401,863</b>	<b>\$22,735</b>	<b>\$135,866</b>	<b>34,114</b>	<b>232,833</b>	<b>14,647</b>

#### Performance Measures

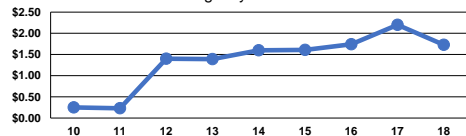
#### Service Efficiency

Mode	Operating Expenses per Vehicle Revenue Mile	Operating Expenses per Vehicle Revenue Hour
Demand Response	\$1.73	\$27.44
<b>Total</b>	<b>\$1.73</b>	<b>\$27.44</b>

#### Service Effectiveness

Mode	Operating Expenses per Unlinked Passenger Trip	Unlinked Trips per Vehicle Revenue Mile	Unlinked Trips per Vehicle Revenue Hour
Demand Response	\$11.78	0.1	2.3
<b>Total</b>	<b>\$11.78</b>	<b>0.1</b>	<b>2.3</b>

Operating Expense per Vehicle Revenue Mile:  
Agency Total



Unlinked Passenger Trips per Vehicle Revenue  
Mile: Agency Total

