

Onslow United Transit System

2018 Annual Agency Profile

General Information

Urbanized Area (UZA) Statistics - 2010 Census

Jacksonville, NC
71 **Square Miles**
105,419 **Population**
294 **Pop. Rank out of 498 UZAs**
Other UZAs Served
0 North Carolina Non-UZA

Service Area Statistics

795 **Square Miles**
190,187 **Population**

Service Consumption

85,928 **Annual Unlinked Trips (UPT)**

Service Supplied

714,701 **Annual Vehicle Revenue Miles (VRM)**
36,841 **Annual Vehicle Revenue Hours (VRH)**

Database Information

NTDID: 40227

Reporter Type: Reduced Reporter

Financial Information

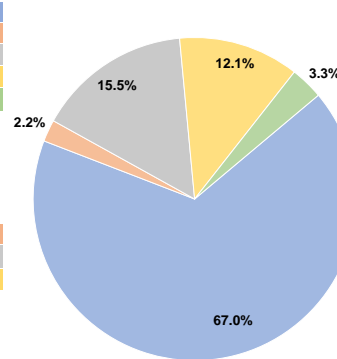
Sources of Operating Funds Expended

Fare Revenues	\$1,037,408	67.0%
Local Funds	\$34,000	2.2%
State Funds	\$239,515	15.5%
Federal Assistance	\$187,177	12.1%
Other Funds	\$51,003	3.3%
Total Operating Funds Expended	\$1,549,103	100.0%

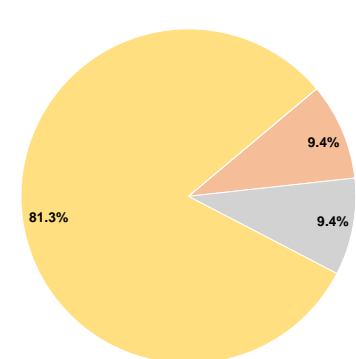
Sources of Capital Funds Expended

Fare Revenues	\$0	0.0%
Local Funds	\$20,771	9.4%
State Funds	\$20,771	9.4%
Federal Assistance	\$180,072	81.3%
Other Funds	\$0	0.0%
Total Capital Funds Expended	\$221,614	100.0%

Operating Funding Sources



Capital Funding Sources



Modal Characteristics

Operation Characteristics

Vehicles Operated at Maximum Service

Mode	Directly Operated	Purchased Transportation	Operating Expenses	Fare Revenues	Uses of Capital Funds	Annual Unlinked Trips	Annual Vehicle Revenue Miles	Annual Vehicle Revenue Hours	Average Fleet Age in Years ^a
Demand Response	17	-	\$1,549,103	\$1,037,408	\$221,614	85,928	714,701	36,841	2.8
Total	17	-	\$1,549,103	\$1,037,408	\$221,614	85,928	714,701	36,841	

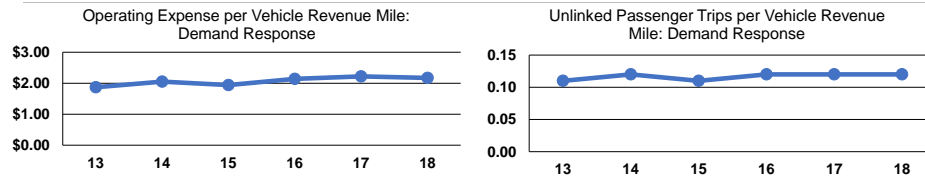
Performance Measures

Service Efficiency

Mode	Operating Expenses per Vehicle Revenue Mile	Operating Expenses per Vehicle Revenue Hour
Demand Response	\$2.17	\$42.05
Total	\$2.17	\$42.05

Service Effectiveness

Mode	Operating Expenses per Unlinked Passenger Trip	Unlinked Trips per Vehicle Revenue Mile	Unlinked Trips per Vehicle Revenue Hour
Demand Response	\$18.03	0.1	2.3
Total	\$18.03	0.1	2.3



Notes:

^aDemand Response - Taxi (DT) and non-dedicated fleets do not report fleet age data.