

Pitt County dba Pitt Area Transit System

2018 Annual Agency Profile

General Information

Urbanized Area (UZA) Statistics - 2010 Census

Greenville, NC

65 **Square Miles**

117,798 **Population**

266 **Pop. Rank out of 498 UZAs**

Other UZAs Served

0 North Carolina Non-UZA

Service Area Statistics

652 **Square Miles**

174,263 **Population**

Service Consumption

46,341 **Annual Unlinked Trips (UPT)**

Service Supplied

426,813 **Annual Vehicle Revenue Miles (VRM)**

24,864 **Annual Vehicle Revenue Hours (VRH)**

Database Information

NTDID: 40220

Reporter Type: Reduced Reporter

Financial Information

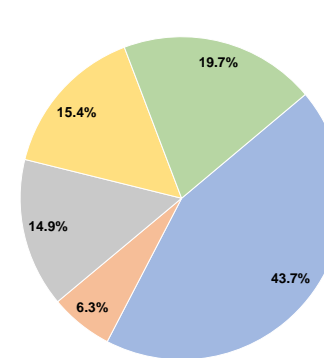
Sources of Operating Funds Expended

Fare Revenues	\$394,079	43.7%
Local Funds	\$56,925	6.3%
State Funds	\$134,516	14.9%
Federal Assistance	\$138,424	15.4%
Other Funds	\$177,196	19.7%
Total Operating Funds Expended	\$901,140	100.0%

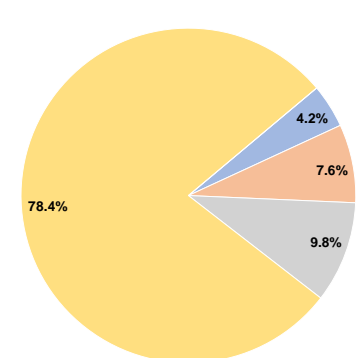
Sources of Capital Funds Expended

Fare Revenues	\$16,564	4.2%
Local Funds	\$29,708	7.6%
State Funds	\$38,421	9.8%
Federal Assistance	\$307,372	78.4%
Other Funds	\$0	0.0%
Total Capital Funds Expended	\$392,065	100.0%

Operating Funding Sources



Capital Funding Sources



Modal Characteristics

Operation Characteristics

Vehicles Operated at Maximum Service

Mode	Directly Operated	Purchased Transportation	Operating Expenses	Fare Revenues	Uses of Capital Funds	Annual Unlinked Trips	Annual Vehicle Revenue Miles	Annual Vehicle Revenue Hours	Average Fleet Age in Years ^a
Demand Response	12	-	\$899,369	\$410,643	\$392,065	46,341	426,813	24,864	6.8
Total	12	-	\$899,369	\$410,643	\$392,065	46,341	426,813	24,864	

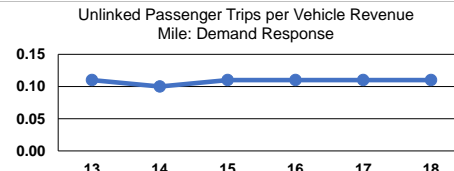
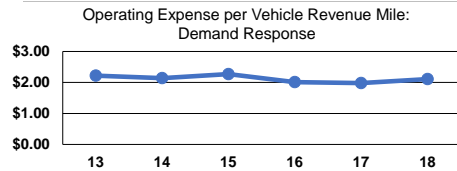
Performance Measures

Service Efficiency

Mode	Operating Expenses per Vehicle Revenue Mile	Operating Expenses per Vehicle Revenue Hour
Demand Response	\$2.11	\$36.17
Total	\$2.11	\$36.17

Service Effectiveness

Mode	Operating Expenses per Unlinked Passenger Trip	Unlinked Trips per Vehicle Revenue Mile	Unlinked Trips per Vehicle Revenue Hour
Demand Response	\$19.41	0.1	1.9
Total	\$19.41	0.1	1.9



Notes:

^aDemand Response - Taxi (DT) and non-dedicated fleets do not report fleet age data.