

Municipality of San Sebastian

2018 Annual Agency Profile

General Information

Urbanized Area (UZA) Statistics - 2010 Census

Aquadilla-Isabela-San Sebastián, PR
239 **Square Miles**
306,196 **Population**
124 **Pop. Rank out of 498 UZAs**

Service Area Statistics

71 **Square Miles**
40,102 **Population**

Service Consumption

7,989 **Annual Unlinked Trips (UPT)**

Service Supplied

90,468 **Annual Vehicle Revenue Miles (VRM)**
5,874 **Annual Vehicle Revenue Hours (VRH)**

Database Information

NTDID: 40183

Reporter Type: Reduced Reporter

Financial Information

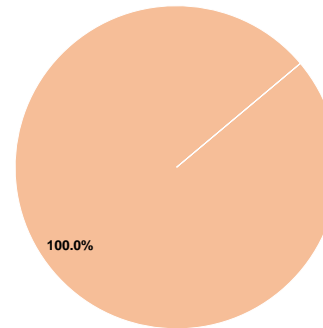
Sources of Operating Funds Expended

Fare Revenues	\$0	0.0%
Local Funds	\$151,867	100.0%
State Funds	\$0	0.0%
Federal Assistance	\$0	0.0%
Other Funds	\$0	0.0%
Total Operating Funds Expended	\$151,867	100.0%

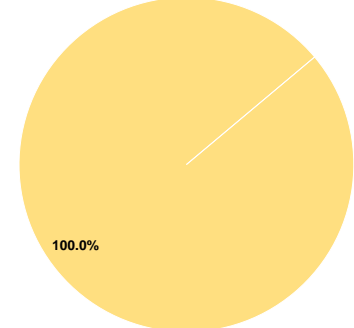
Sources of Capital Funds Expended

Fare Revenues	\$0	0.0%
Local Funds	\$0	0.0%
State Funds	\$0	0.0%
Federal Assistance	\$68,886	100.0%
Other Funds	\$0	0.0%
Total Capital Funds Expended	\$68,886	100.0%

Operating Funding Sources



Capital Funding Sources



Modal Characteristics

Operation Characteristics

Vehicles Operated at Maximum Service

Mode	Directly Operated	Purchased Transportation	Operating Expenses	Fare Revenues	Uses of Capital Funds	Annual Unlinked Trips	Annual Vehicle Revenue Miles	Annual Vehicle Revenue Hours	Average Fleet Age in Years ^a
Demand Response	7	-	\$100,916	\$0	\$68,886	2,045	70,007	4,349	6.0
Bus	2	-	\$50,951	\$0	\$0	5,944	20,461	1,525	4.5
Total	9	-	\$151,867	\$0	\$68,886	7,989	90,468	5,874	

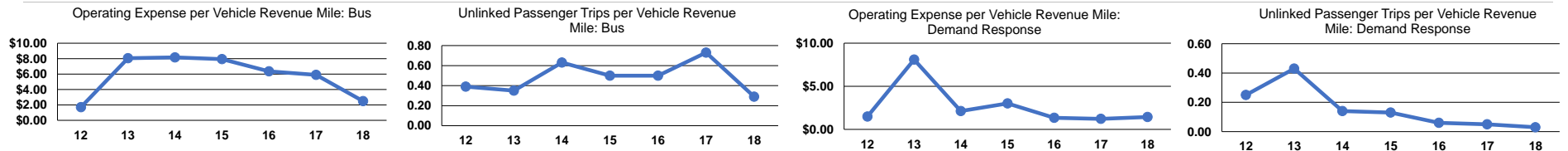
Performance Measures

Service Efficiency

Mode	Operating Expenses per Vehicle Revenue Mile	Operating Expenses per Vehicle Revenue Hour
Demand Response	\$1.44	\$23.20
Bus	\$2.49	\$33.41
Total	\$1.68	\$25.85

Service Effectiveness

Mode	Operating Expenses per Unlinked Passenger Trip	Unlinked Trips per Vehicle Revenue Mile	Unlinked Trips per Vehicle Revenue Hour
Demand Response	\$49.35	0.0	0.5
Bus	\$8.57	0.3	3.9
Total	\$19.01	0.1	1.4



Notes:

^aDemand Response - Taxi (DT) and non-dedicated fleets do not report fleet age data.