

Municipality of Hormigueros

2018 Annual Agency Profile

General Information

Urbanized Area (UZA) Statistics - 2010 Census

Mayagüez, PR

54 Square Miles

109,572 Population

284 Pop. Rank out of 498 UZAs

Other UZAs Served

0 Puerto Rico Non-UZA

Service Area Statistics

29 Square Miles

16,678 Population

Service Consumption

40,178 Annual Unlinked Trips (UPT)

Service Supplied

43,681 Annual Vehicle Revenue Miles (VRM)

3,902 Annual Vehicle Revenue Hours (VRH)

Database Information

NTDID: 40121

Reporter Type: Reduced Reporter

Financial Information

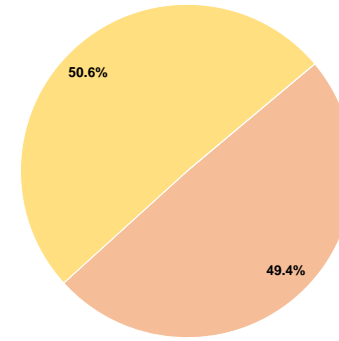
Sources of Operating Funds Expended

Fare Revenues	\$0	0.0%
Local Funds	\$80,991	49.4%
State Funds	\$0	0.0%
Federal Assistance	\$82,999	50.6%
Other Funds	\$0	0.0%
Total Operating Funds Expended	\$163,990	100.0%

Sources of Capital Funds Expended

Fare Revenues	\$0
Local Funds	\$0
State Funds	\$0
Federal Assistance	\$0
Other Funds	\$0
Total Capital Funds Expended	\$0

Operating Funding Sources



Modal Characteristics

Operation Characteristics

Vehicles Operated at Maximum Service

Mode	Directly Operated	Purchased Transportation	Operating Expenses	Fare Revenues	Uses of Capital Funds	Annual Unlinked Trips	Annual Vehicle Revenue Miles	Annual Vehicle Revenue Hours	Average Fleet Age in Years ^a
Demand Response	2	-	\$55,756	\$0	\$0	2,140	14,028	1,236	8.5
Bus	4	-	\$108,233	\$0	\$0	38,038	29,653	2,666	5.7
Total	6	-	\$163,989	\$0	\$0	40,178	43,681	3,902	

Performance Measures

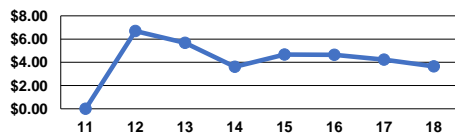
Service Efficiency

Mode	Operating Expenses per Vehicle Revenue Mile	Operating Expenses per Vehicle Revenue Hour
Demand Response	\$3.97	\$45.11
Bus	\$3.65	\$40.60
Total	\$3.75	\$42.03

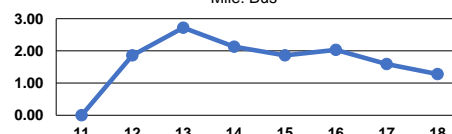
Service Effectiveness

Mode	Operating Expenses per Unlinked Passenger Trip	Unlinked Trips per Vehicle Revenue Mile	Unlinked Trips per Vehicle Revenue Hour
Demand Response	\$26.05	0.2	1.7
Bus	\$2.85	1.3	14.3
Total	\$4.08	0.9	10.3

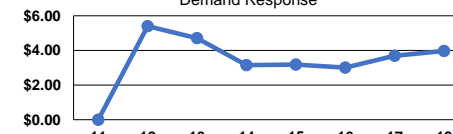
Operating Expense per Vehicle Revenue Mile: Bus



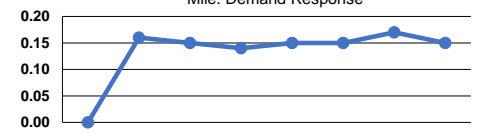
Unlinked Passenger Trips per Vehicle Revenue Mile: Bus



Operating Expense per Vehicle Revenue Mile: Demand Response



Unlinked Passenger Trips per Vehicle Revenue Mile: Demand Response



Notes:

^aDemand Response - Taxi (DT) and non-dedicated fleets do not report fleet age data.