

Spartanburg Transit System

2018 Annual Agency Profile

General Information

Urbanized Area (UZA) Statistics - 2010 Census

Spartanburg, SC
190 **Square Miles**
180,786 **Population**
192 **Pop. Rank out of 498 UZAs**

Service Area Statistics

40 **Square Miles**
37,013 **Population**

Service Consumption

390,364 **Annual Unlinked Trips (UPT)**

Service Supplied

276,062 **Annual Vehicle Revenue Miles (VRM)**
21,210 **Annual Vehicle Revenue Hours (VRH)**

Database Information

NTDID: 40101

Reporter Type: Reduced Reporter

Financial Information

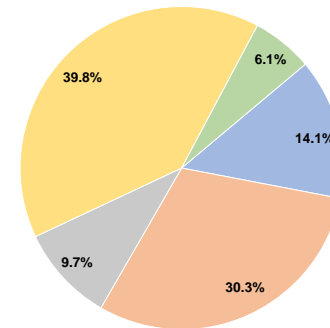
Sources of Operating Funds Expended

Fare Revenues	\$180,267	14.1%
Local Funds	\$386,963	30.3%
State Funds	\$123,624	9.7%
Federal Assistance	\$507,530	39.8%
Other Funds	\$77,951	6.1%
Total Operating Funds Expended	\$1,276,335	100.0%

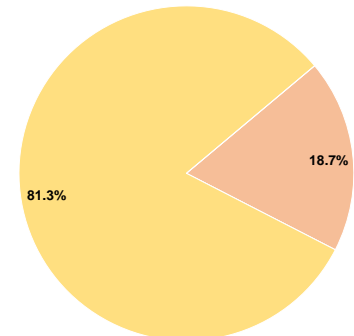
Sources of Capital Funds Expended

Fare Revenues	\$0	0.0%
Local Funds	\$50,788	18.7%
State Funds	\$0	0.0%
Federal Assistance	\$221,348	81.3%
Other Funds	\$0	0.0%
Total Capital Funds Expended	\$272,136	100.0%

Operating Funding Sources



Capital Funding Sources



Modal Characteristics

Operation Characteristics

Vehicles Operated at Maximum Service

Mode	Directly Operated	Purchased Transportation	Operating Expenses	Fare Revenues	Uses of Capital Funds	Annual Unlinked Trips	Annual Vehicle Revenue Miles	Annual Vehicle Revenue Hours	Average Fleet Age in Years ^a
Bus	8	-	\$1,276,335	\$180,267	\$272,136	390,364	276,062	21,210	6.7
Total	8	-	\$1,276,335	\$180,267	\$272,136	390,364	276,062	21,210	

Performance Measures

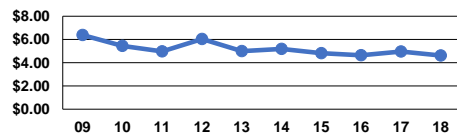
Service Efficiency

Mode	Operating Expenses per Vehicle Revenue Mile	Operating Expenses per Vehicle Revenue Hour
Bus	\$4.62	\$60.18
Total	\$4.62	\$60.18

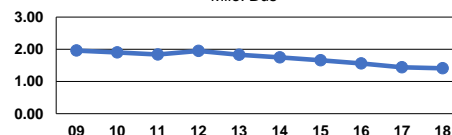
Service Effectiveness

Mode	Operating Expenses per Unlinked Passenger Trip	Unlinked Trips per Vehicle Revenue Mile	Unlinked Trips per Vehicle Revenue Hour
Bus	\$3.27	1.4	18.4
Total	\$3.27	1.4	18.4

Operating Expense per Vehicle Revenue Mile: Bus



Unlinked Passenger Trips per Vehicle Revenue Mile: Bus



Notes:

^aDemand Response - Taxi (DT) and non-dedicated fleets do not report fleet age data.