

# Endless Mountains Transportation Authority dba BeST Transit

2018 Annual Agency Profile

## General Information

### Service Consumption

185,751 Annual Unlinked Trips (UPT)

### Service Supplied

1,887,259 Annual Vehicle Revenue Miles (VRM)

71,200 Annual Vehicle Revenue Hours (VRH)

### Summary of Operating Expenses (OE)

\$4,905,260 Total Operating Expenses

### Database Information

NTDID: 3R04-30170

Reporter Type: Rural General Public Transit

## Financial Information

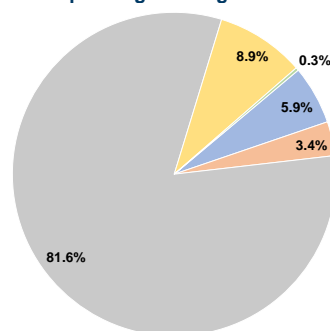
### Sources of Operating Funds Expended

Fare Revenues	\$288,023	5.9%
Local Funds	\$166,952	3.4%
State Funds	\$4,001,120	81.6%
Federal Assistance	\$435,000	8.9%
Other Funds	\$14,165	0.3%
<b>Total Operating Funds Expended</b>	<b>\$4,905,260</b>	<b>100.0%</b>

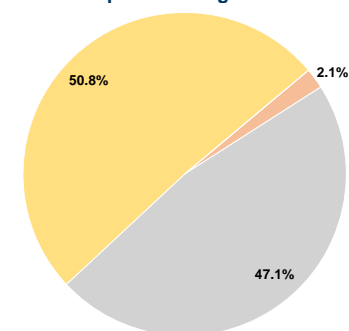
### Sources of Capital Funds Expended

Fare Revenues	\$0	0.0%
Local Funds	\$973	2.1%
State Funds	\$22,278	47.1%
Federal Assistance	\$24,040	50.8%
Other Funds	\$0	0.0%
<b>Total Capital Funds Expended</b>	<b>\$47,291</b>	<b>100.0%</b>

### Operating Funding Sources



### Capital Funding Sources



## Modal Characteristics

### Operation Characteristics

#### Vehicles Operated at Maximum Service

Mode	Directly Operated	Purchased Transportation	Operating Expenses	Fare Revenues	Uses of Capital Funds	Annual Unlinked Trips	Annual Vehicle Revenue Miles	Annual Vehicle Revenue Hours
Demand Response	37	-	\$3,239,110	\$149,463	\$0	72,231	1,431,231	50,506
Bus	9	-	\$1,666,150	\$138,560	\$47,291	113,520	456,028	20,694
<b>Total</b>	<b>46</b>	<b>-</b>	<b>\$4,905,260</b>	<b>\$288,023</b>	<b>\$47,291</b>	<b>185,751</b>	<b>1,887,259</b>	<b>71,200</b>

### Performance Measures

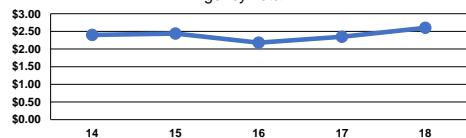
#### Service Efficiency

Mode	Operating Expenses per Vehicle Revenue Mile	Operating Expenses per Vehicle Revenue Hour
Demand Response	\$2.26	\$64.13
Bus	\$3.65	\$80.51
<b>Total</b>	<b>\$2.60</b>	<b>\$68.89</b>

#### Service Effectiveness

Mode	Operating Expenses per Unlinked Passenger Trip	Unlinked Trips per Vehicle Revenue Mile	Unlinked Trips per Vehicle Revenue Hour
Demand Response	\$44.84	0.1	1.4
Bus	\$14.68	0.2	5.5
<b>Total</b>	<b>\$26.41</b>	<b>0.1</b>	<b>2.6</b>

Operating Expense per Vehicle Revenue Mile: Agency Total



Unlinked Passenger Trips per Vehicle Revenue Mile: Agency Total

