

County of Hunterdon

2018 Annual Agency Profile

General Information

Urbanized Area (UZA) Statistics - 2010 Census

New York-Newark, NY-NJ-CT
3,450 **Square Miles**
18,351,295 **Population**
1 **Pop. Rank out of 498 UZAs**

Other UZAs Served

0 New Jersey Non-UZA

Service Area Statistics

438 **Square Miles**
128,349 **Population**

Service Consumption

127,006 **Annual Unlinked Trips (UPT)**

Service Supplied

760,922 **Annual Vehicle Revenue Miles (VRM)**
40,023 **Annual Vehicle Revenue Hours (VRH)**

Database Information

NTDID: 20212

Reporter Type: Reduced Reporter

Financial Information

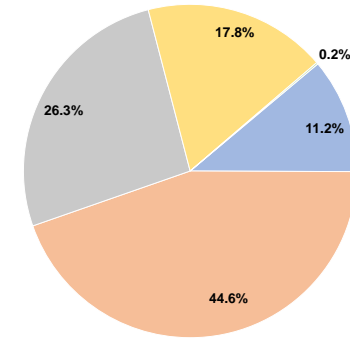
Sources of Operating Funds Expended

Fare Revenues	\$297,969	11.2%
Local Funds	\$1,189,824	44.6%
State Funds	\$701,320	26.3%
Federal Assistance	\$474,279	17.8%
Other Funds	\$4,252	0.2%
Total Operating Funds Expended	\$2,667,644	100.0%

Sources of Capital Funds Expended

Fare Revenues	\$0
Local Funds	\$0
State Funds	\$0
Federal Assistance	\$0
Other Funds	\$0
Total Capital Funds Expended	\$0

Operating Funding Sources



Modal Characteristics

Operation Characteristics

Vehicles Operated at Maximum Service

Mode	Directly Operated	Purchased Transportation	Operating Expenses	Fare Revenues	Uses of Capital Funds	Annual Unlinked Trips	Annual Vehicle Revenue Miles	Annual Vehicle Revenue Hours	Average Fleet Age in Years ^a
Demand Response	-	18	\$1,524,016	\$283,944	\$0	89,774	443,054	22,865	2.6
Bus	-	8	\$1,143,628	\$14,025	\$0	37,232	317,868	17,158	2.9
Total	-	26	\$2,667,644	\$297,969	\$0	127,006	760,922	40,023	

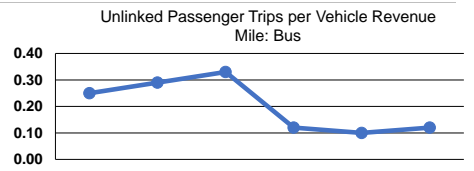
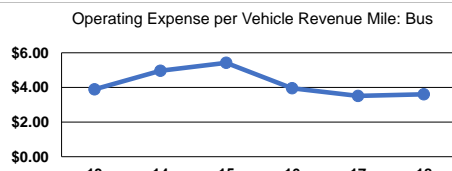
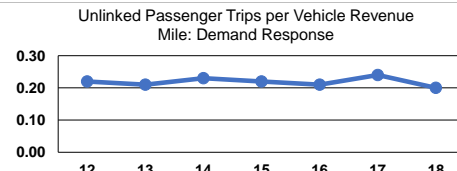
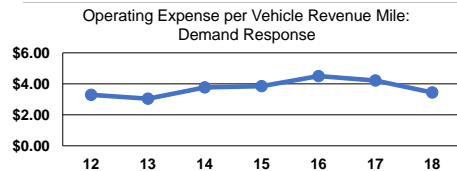
Performance Measures

Service Efficiency

Mode	Operating Expenses per Vehicle Revenue Mile	Operating Expenses per Vehicle Revenue Hour
Demand Response	\$3.44	\$66.65
Bus	\$3.60	\$66.65
Total	\$3.51	\$66.65

Service Effectiveness

Mode	Operating Expenses per Unlinked Passenger Trip	Unlinked Trips per Vehicle Revenue Mile	Unlinked Trips per Vehicle Revenue Hour
Demand Response	\$16.98	0.2	3.9
Bus	\$30.72	0.1	2.2
Total	\$21.00	0.2	3.2



Notes:

^aDemand Response - Taxi (DT) and non-dedicated fleets do not report fleet age data.