

# Aroostook Band of Micmacs

## 2018 Annual Agency Profile

### General Information

**Federally Recognized Tribal Statistical Areas**  
Aroostook Band of Micmac Trust Land, ME

**Service Consumption**

3,891 Annual Unlinked Trips (UPT)

**Service Supplied**

42,372 Annual Vehicle Revenue Miles (VRM)  
2,793 Annual Vehicle Revenue Hours (VRH)

**Database Information**

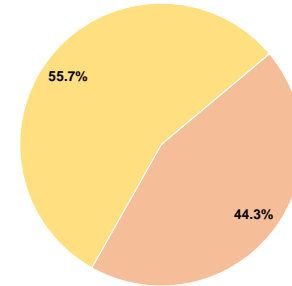
NTDID: 11146  
Reporter Type: Tribal Reporter

### Financial Information

**Sources of Operating Funds Expended**

Fare Revenues	\$0	0.0%
Local Funds	\$24,316	44.3%
State Funds	\$0	0.0%
Federal Assistance	\$30,600	55.7%
Other Funds	\$0	0.0%
<b>Total Operating Funds Expended</b>	<b>\$54,916</b>	<b>100.0%</b>

**Operating Funding Sources**



**Sources of Capital Funds Expended**

Fare Revenues	\$0
Local Funds	\$0
State Funds	\$0
Federal Assistance	\$0
Other Funds	\$0
<b>Total Capital Funds Expended</b>	<b>\$0</b>

### Modal Characteristics

**Operation Characteristics**

**Vehicles Operated at Maximum Service**

Mode	Directly Operated	Purchased Transportation	Operating Expenses	Fare Revenues	Uses of Capital Funds	Annual Unlinked Trips	Annual Vehicle Revenue Miles	Annual Vehicle Revenue Hours	Average Fleet Age in Years <sup>a</sup>
Demand Response	3	-	\$54,916	\$0	\$0	3,891	42,372	2,793	6.0
<b>Total</b>	<b>3</b>	<b>-</b>	<b>\$54,916</b>	<b>\$0</b>	<b>\$0</b>	<b>3,891</b>	<b>42,372</b>	<b>2,793</b>	

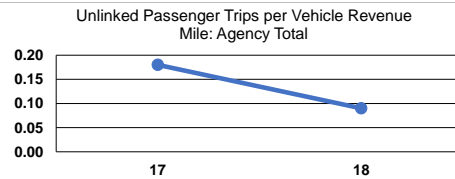
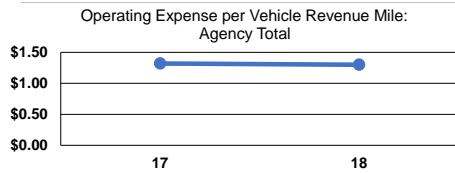
**Performance Measures**

**Service Efficiency**

Mode	Operating Expenses per Vehicle Revenue Mile	Operating Expenses per Vehicle Revenue Hour
Demand Response	\$1.30	\$19.66
<b>Total</b>	<b>\$1.30</b>	<b>\$19.66</b>

**Service Effectiveness**

Mode	Operating Expenses per Unlinked Passenger Trip	Unlinked Trips per Vehicle Revenue Mile	Unlinked Trips per Vehicle Revenue Hour
Demand Response	\$14.11	0.1	1.4
<b>Total</b>	<b>\$14.11</b>	<b>0.1</b>	<b>1.4</b>



**Notes:**

<sup>a</sup>Demand Response - Taxi (DT) and non-dedicated fleets do not report fleet age data.