

Jalbert Leasing, Inc. dba C&J Bus Lines

2018 Annual Agency Profile

General Information

Urbanized Area (UZA) Statistics - 2010 Census

Portsmouth, NH-ME

93 **Square Miles**

88,200 **Population**

329 **Pop. Rank out of 498 UZAs**

Other UZAs Served

See Below

Service Area Statistics

2,449 **Square Miles**

536,001 **Population**

Service Consumption

773,547 **Annual Unlinked Trips (UPT)**

Service Supplied

2,664,326 **Annual Vehicle Revenue Miles (VRM)**

80,246 **Annual Vehicle Revenue Hours (VRH)**

Database Information

NTDID: 10122

Reporter Type: Reduced Reporter

Financial Information

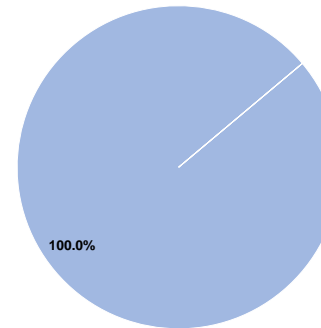
Sources of Operating Funds Expended

Fare Revenues	\$14,363,661	100.0%
Local Funds	\$0	0.0%
State Funds	\$0	0.0%
Federal Assistance	\$0	0.0%
Other Funds	\$0	0.0%
Total Operating Funds Expended	\$14,363,661	100.0%

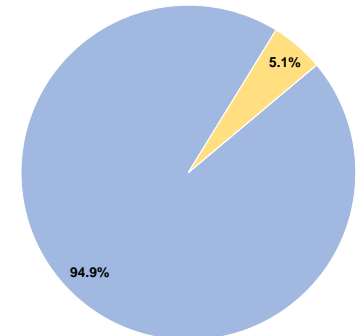
Sources of Capital Funds Expended

Fare Revenues	\$2,370,499	94.9%
Local Funds	\$0	0.0%
State Funds	\$0	0.0%
Federal Assistance	\$127,642	5.1%
Other Funds	\$0	0.0%
Total Capital Funds Expended	\$2,498,141	100.0%

Operating Funding Sources



Capital Funding Sources



Modal Characteristics

Operation Characteristics

Vehicles Operated at Maximum Service

Mode	Directly Operated	Purchased Transportation	Operating Expenses	Fare Revenues	Uses of Capital Funds	Annual Unlinked Trips	Annual Vehicle Revenue Miles	Annual Vehicle Revenue Hours	Average Fleet Age in Years ^a
Commuter Bus	30	-	\$14,363,661	\$16,734,160	\$2,498,141	773,547	2,664,326	80,246	5.3
Total	30	-	\$14,363,661	\$16,734,160	\$2,498,141	773,547	2,664,326	80,246	

Performance Measures

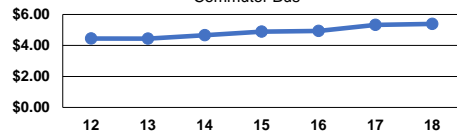
Service Efficiency

Mode	Operating Expenses per Vehicle Revenue Mile	Operating Expenses per Vehicle Revenue Hour
Commuter Bus	\$5.39	\$179.00
Total	\$5.39	\$179.00

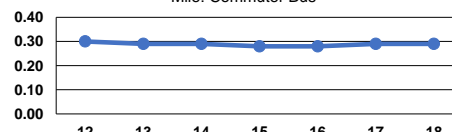
Service Effectiveness

Mode	Operating Expenses per Unlinked Passenger Trip	Unlinked Trips per Vehicle Revenue Mile	Unlinked Trips per Vehicle Revenue Hour
Commuter Bus	\$18.57	0.3	9.6
Total	\$18.57	0.3	9.6

Operating Expense per Vehicle Revenue Mile:
Commuter Bus



Unlinked Passenger Trips per Vehicle Revenue Mile: Commuter Bus



Notes:

^aDemand Response - Taxi (DT) and non-dedicated fleets do not report fleet age data.

Other UZAs Served: 331 Dover-Rochester, NH-ME, 10 Boston, MA-NH-RI, 1 New York-Newark, NY-NJ-CT, 0 Massachusetts Non-UZA, 0 New Hampshire Non-UZA