

# Okanogan Transit

2018 Annual Agency Profile

## General Information

### Service Consumption

57,556 Annual Unlinked Trips (UPT)

### Service Supplied

442,646 Annual Vehicle Revenue Miles (VRM)

15,517 Annual Vehicle Revenue Hours (VRH)

### Summary of Operating Expenses (OE)

\$1,507,585 Total Operating Expenses

### Database Information

NTDID: 0R03-00405

Reporter Type: Rural General Public Transit

## Financial Information

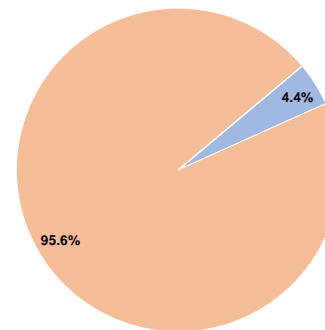
### Sources of Operating Funds Expended

Fare Revenues	\$81,872	4.4%
Local Funds	\$1,787,091	95.6%
State Funds	\$0	0.0%
Federal Assistance	\$0	0.0%
Other Funds	\$0	0.0%
<b>Total Operating Funds Expended</b>	<b>\$1,868,963</b>	<b>100.0%</b>

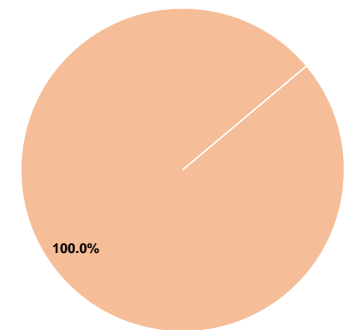
### Sources of Capital Funds Expended

Fare Revenues	\$0	0.0%
Local Funds	\$7,829	100.0%
State Funds	\$0	0.0%
Federal Assistance	\$0	0.0%
Other Funds	\$0	0.0%
<b>Total Capital Funds Expended</b>	<b>\$7,829</b>	<b>100.0%</b>

### Operating Funding Sources



### Capital Funding Sources



## Modal Characteristics

### Operation Characteristics

#### Vehicles Operated at Maximum Service

Mode	Directly Operated	Purchased Transportation	Operating Expenses	Fare Revenues	Uses of Capital Funds	Annual Unlinked Trips	Annual Vehicle Revenue Miles	Annual Vehicle Revenue Hours
Bus	7	-	\$1,493,996	\$54,435	\$7,829	48,514	375,550	14,136
Vanpool	7	-	\$13,589	\$27,437	\$0	9,042	67,096	1,381
<b>Total</b>	<b>14</b>	<b>-</b>	<b>\$1,507,585</b>	<b>\$81,872</b>	<b>\$7,829</b>	<b>57,556</b>	<b>442,646</b>	<b>15,517</b>

### Performance Measures

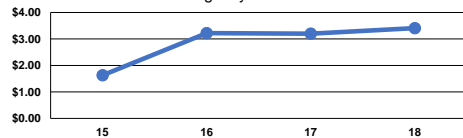
#### Service Efficiency

Mode	Operating Expenses per Vehicle Revenue Mile	Operating Expenses per Vehicle Revenue Hour
Bus	\$3.98	\$105.69
Vanpool	\$0.20	\$9.84
<b>Total</b>	<b>\$3.41</b>	<b>\$97.16</b>

#### Service Effectiveness

Mode	Operating Expenses per Unlinked Passenger Trip	Unlinked Trips per Vehicle Revenue Mile	Unlinked Trips per Vehicle Revenue Hour
Bus	\$30.80	0.1	3.4
Vanpool	\$1.50	0.1	6.5
<b>Total</b>	<b>\$26.19</b>	<b>0.1</b>	<b>3.7</b>

Operating Expense per Vehicle Revenue Mile:  
Agency Total



Unlinked Passenger Trips per Vehicle Revenue Mile: Agency Total

