

Clackamas County Social Services

2018 Annual Agency Profile

General Information

Service Consumption

117,558 Annual Unlinked Trips (UPT)

Service Supplied

470,684 Annual Vehicle Revenue Miles (VRM)

28,818 Annual Vehicle Revenue Hours (VRH)

Summary of Operating Expenses (OE)

\$1,433,764 Total Operating Expenses

Database Information

NTDID: 0R02-00363

Reporter Type: Rural General Public Transit

Financial Information

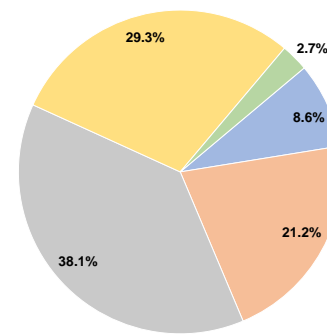
Sources of Operating Funds Expended

Fare Revenues	\$122,655	8.6%
Local Funds	\$304,066	21.2%
State Funds	\$546,976	38.1%
Federal Assistance	\$420,736	29.3%
Other Funds	\$39,331	2.7%
Total Operating Funds Expended	\$1,433,764	100.0%

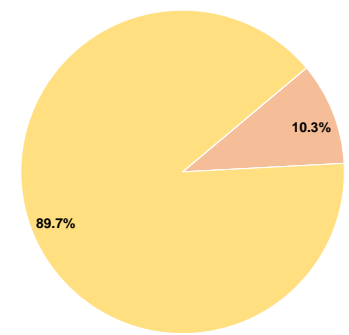
Sources of Capital Funds Expended

Fare Revenues	\$0	0.0%
Local Funds	\$7,360	10.3%
State Funds	\$0	0.0%
Federal Assistance	\$64,297	89.7%
Other Funds	\$0	0.0%
Total Capital Funds Expended	\$71,657	100.0%

Operating Funding Sources



Capital Funding Sources



Modal Characteristics

Operation Characteristics

Vehicles Operated at Maximum Service

Mode	Directly Operated	Purchased Transportation	Operating Expenses	Fare Revenues	Uses of Capital Funds	Annual Unlinked Trips	Annual Vehicle Revenue Miles	Annual Vehicle Revenue Hours
Commuter Bus	-	3	\$476,924	\$109,455	\$25,068	60,414	180,166	6,572
Demand Response	5	-	\$852,703	\$0	\$41,086	50,484	240,237	20,811
Bus	-	2	\$104,137	\$13,200	\$5,503	6,660	50,281	1,435
Total	5	5	\$1,433,764	\$122,655	\$71,657	117,558	470,684	28,818

Performance Measures

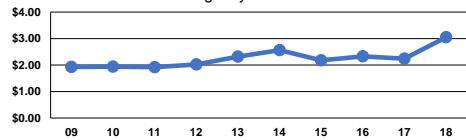
Service Efficiency

Mode	Operating Expenses per Vehicle Revenue Mile	Operating Expenses per Vehicle Revenue Hour
Commuter Bus	\$2.65	\$72.57
Demand Response	\$3.55	\$40.97
Bus	\$2.07	\$72.57
Total	\$3.05	\$49.75

Service Effectiveness

Mode	Operating Expenses per Unlinked Passenger Trip	Unlinked Trips per Vehicle Revenue Mile	Unlinked Trips per Vehicle Revenue Hour
Commuter Bus	\$7.89	0.3	9.2
Demand Response	\$16.89	0.2	2.4
Bus	\$15.64	0.1	4.6
Total	\$12.20	0.2	4.1

Operating Expense per Vehicle Revenue Mile: Agency Total



Unlinked Passenger Trips per Vehicle Revenue Mile: Agency Total

