

Lincoln County Transportation Service District

2018 Annual Agency Profile

General Information

Service Consumption

321,833 Annual Unlinked Trips (UPT)

Service Supplied

504,181 Annual Vehicle Revenue Miles (VRM)

31,198 Annual Vehicle Revenue Hours (VRH)

Summary of Operating Expenses (OE)

\$1,874,646 Total Operating Expenses

Database Information

NTDID: 0R02-00310

Reporter Type: Rural General Public Transit

Financial Information

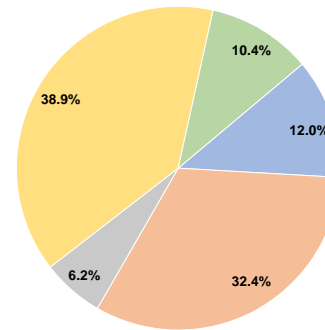
Sources of Operating Funds Expended

Fare Revenues	\$225,337	12.0%
Local Funds	\$607,708	32.4%
State Funds	\$116,140	6.2%
Federal Assistance	\$729,957	38.9%
Other Funds	\$195,504	10.4%
Total Operating Funds Expended	\$1,874,646	100.0%

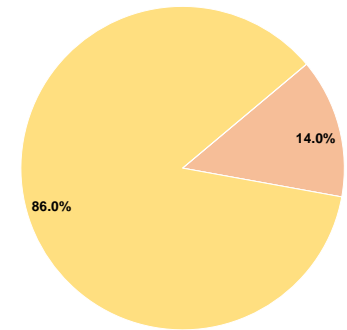
Sources of Capital Funds Expended

Fare Revenues	\$0	0.0%
Local Funds	\$46,175	14.0%
State Funds	\$0	0.0%
Federal Assistance	\$284,517	86.0%
Other Funds	\$0	0.0%
Total Capital Funds Expended	\$330,692	100.0%

Operating Funding Sources



Capital Funding Sources



Modal Characteristics

Operation Characteristics

Vehicles Operated at Maximum Service

Mode	Directly Operated	Purchased Transportation	Operating Expenses	Fare Revenues	Uses of Capital Funds	Annual Unlinked Trips	Annual Vehicle Revenue Miles	Annual Vehicle Revenue Hours
Commuter Bus	1	-	\$318,690	\$33,984	\$6,538	7,754	98,302	3,410
Demand Response	4	-	\$506,154	\$69,454	\$10,382	64,367	153,788	6,886
Bus	8	-	\$1,049,802	\$121,899	\$313,772	249,712	252,091	20,902
Total	13	-	\$1,874,646	\$225,337	\$330,692	321,833	504,181	31,198

Performance Measures

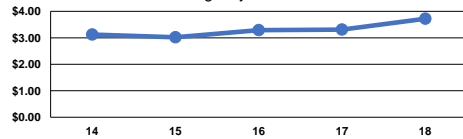
Service Efficiency

Mode	Operating Expenses per Vehicle Revenue Mile	Operating Expenses per Vehicle Revenue Hour
Commuter Bus	\$3.24	\$93.46
Demand Response	\$3.29	\$73.50
Bus	\$4.16	\$50.22
Total	\$3.72	\$60.09

Service Effectiveness

Mode	Operating Expenses per Unlinked Passenger Trip	Unlinked Trips per Vehicle Revenue Mile	Unlinked Trips per Vehicle Revenue Hour
Commuter Bus	\$41.10	0.1	2.3
Demand Response	\$7.86	0.4	9.3
Bus	\$4.20	1.0	11.9
Total	\$5.82	0.6	10.3

Operating Expense per Vehicle Revenue Mile:
Agency Total



Unlinked Passenger Trips per Vehicle Revenue
Mile: Agency Total

