

# Hydaburg Cooperative Association

2018 Annual Agency Profile

## General Information

### Federally Recognized Tribal Statistical Areas

Hydaburg ANVSA, AK

### Service Consumption

1,153 Annual Unlinked Trips (UPT)

### Service Supplied

9,768 Annual Vehicle Revenue Miles (VRM)

682 Annual Vehicle Revenue Hours (VRH)

### Database Information

NTDID: 00279

Reporter Type: Tribal Reporter

## Financial Information

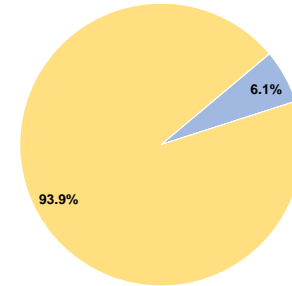
### Sources of Operating Funds Expended

Fare Revenues	\$2,194	6.1%
Local Funds	\$0	0.0%
State Funds	\$0	0.0%
Federal Assistance	\$33,491	93.9%
Other Funds	\$0	0.0%
<b>Total Operating Funds Expended</b>	<b>\$35,685</b>	<b>100.0%</b>

### Sources of Capital Funds Expended

Fare Revenues	\$0
Local Funds	\$0
State Funds	\$0
Federal Assistance	\$0
Other Funds	\$0
<b>Total Capital Funds Expended</b>	<b>\$0</b>

### Operating Funding Sources



## Modal Characteristics

### Operation Characteristics

#### Vehicles Operated at Maximum Service

Mode	Directly Operated	Purchased Transportation	Operating Expenses	Fare Revenues	Uses of Capital Funds	Annual Unlinked Trips	Annual Vehicle Revenue Miles	Annual Vehicle Revenue Hours	Average Fleet Age in Years <sup>a</sup>
Demand Response	2	-	\$35,685	\$2,194	\$0	1,153	9,768	682	9.5
<b>Total</b>	<b>2</b>	<b>-</b>	<b>\$35,685</b>	<b>\$2,194</b>	<b>\$0</b>	<b>1,153</b>	<b>9,768</b>	<b>682</b>	

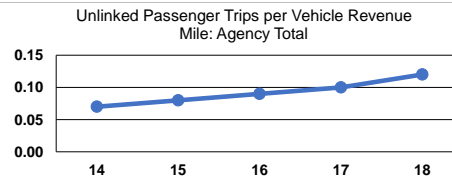
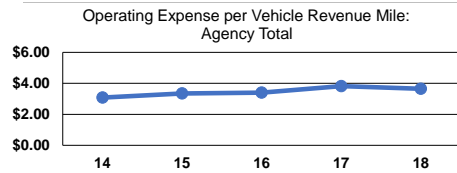
### Performance Measures

#### Service Efficiency

Mode	Operating Expenses per Vehicle Revenue Mile	Operating Expenses per Vehicle Revenue Hour
Demand Response	\$3.65	\$52.32
<b>Total</b>	<b>\$3.65</b>	<b>\$52.32</b>

#### Service Effectiveness

Mode	Operating Expenses per Unlinked Passenger Trip	Unlinked Trips per Vehicle Revenue Mile	Unlinked Trips per Vehicle Revenue Hour
Demand Response	\$30.95	0.1	1.7
<b>Total</b>	<b>\$30.95</b>	<b>0.1</b>	<b>1.7</b>



#### Notes:

<sup>a</sup>Demand Response - Taxi (DT) and non-dedicated fleets do not report fleet age data.