

Cowlitz Indian Tribe

2018 Annual Agency Profile

General Information

Federally Recognized Tribal Statistical Areas

Washington Non-UZA

Service Consumption

6,572 Annual Unlinked Trips (UPT)

Service Supplied

119,006 Annual Vehicle Revenue Miles (VRM)

3,847 Annual Vehicle Revenue Hours (VRH)

Database Information

NTDID: 00127

Reporter Type: Tribal Reporter

Financial Information

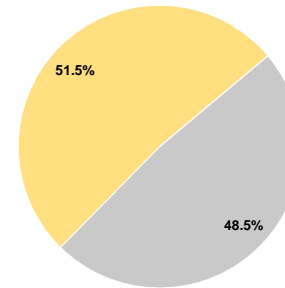
Sources of Operating Funds Expended

Fare Revenues	\$0	0.0%
Local Funds	\$0	0.0%
State Funds	\$209,473	48.5%
Federal Assistance	\$222,591	51.5%
Other Funds	\$0	0.0%
Total Operating Funds Expended	\$432,064	100.0%

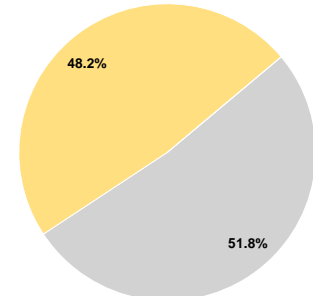
Sources of Capital Funds Expended

Fare Revenues	\$0	0.0%
Local Funds	\$0	0.0%
State Funds	\$6,954	51.8%
Federal Assistance	\$6,463	48.2%
Other Funds	\$0	0.0%
Total Capital Funds Expended	\$13,417	100.0%

Operating Funding Sources



Capital Funding Sources



Modal Characteristics

Operation Characteristics

Vehicles Operated at Maximum Service

Mode	Directly Operated	Purchased Transportation	Operating Expenses	Fare Revenues	Uses of Capital Funds	Annual Unlinked Trips	Annual Vehicle Revenue Miles	Annual Vehicle Revenue Hours	Average Fleet Age in Years ^a
Demand Response	5	-	\$432,064	\$0	\$13,417	6,572	119,006	3,847	4.8
Total	5	-	\$432,064	\$0	\$13,417	6,572	119,006	3,847	

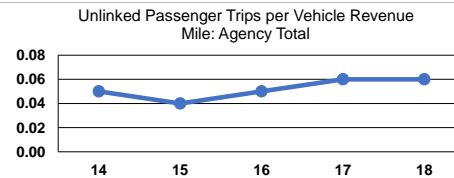
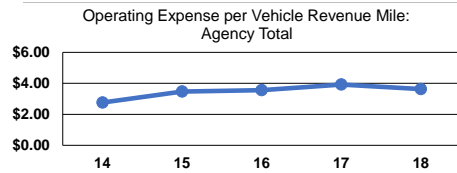
Performance Measures

Service Efficiency

Mode	Operating Expenses per Vehicle Revenue Mile	Operating Expenses per Vehicle Revenue Hour
Demand Response	\$3.63	\$112.31
Total	\$3.63	\$112.31

Service Effectiveness

Mode	Operating Expenses per Unlinked Passenger Trip	Unlinked Trips per Vehicle Revenue Mile	Unlinked Trips per Vehicle Revenue Hour
Demand Response	\$65.74	0.1	1.7
Total	\$65.74	0.1	1.7



Notes:

^aDemand Response - Taxi (DT) and non-dedicated fleets do not report fleet age data.