

Lincoln County Transportation

2017 Annual Agency Profile

General Information

Service Consumption

3,212 Annual Unlinked Trips (UPT)

Service Supplied

40,714 Annual Vehicle Revenue Miles (VRM)

2,034 Annual Vehicle Revenue Hours (VRH)

Summary of Operating Expenses (OE)

\$133,741 Total Operating Expenses

Database Information

NTDID: 9R04-91022

Reporter Type: Rural General Public Transit

Financial Information

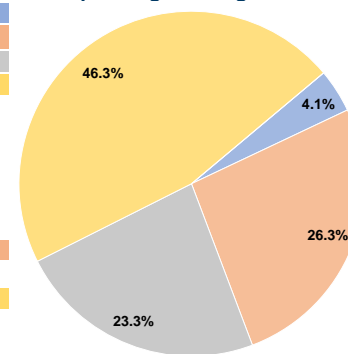
Sources of Operating Funds Expended

Fare Revenues	\$5,462	4.1%
Local Funds	\$35,145	26.3%
State Funds	\$31,200	23.3%
Federal Assistance	\$61,934	46.3%
Other Funds	\$0	0.0%
Total Operating Funds Expended	\$133,741	100.0%

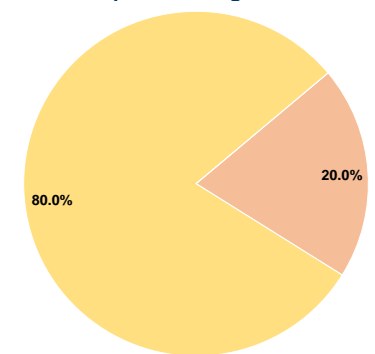
Sources of Capital Funds Expended

Fare Revenues	\$0	0.0%
Local Funds	\$16,719	20.0%
State Funds	\$0	0.0%
Federal Assistance	\$66,874	80.0%
Other Funds	\$0	0.0%
Total Capital Funds Expended	\$83,593	100.0%

Operating Funding Sources



Capital Funding Sources



Modal Characteristics

Operation Characteristics

Vehicles Operated at Maximum Service

Mode	Directly Operated	Purchased Transportation	Operating Expenses	Fare Revenues	Uses of Capital Funds	Annual Unlinked Trips	Annual Vehicle Revenue Miles	Annual Vehicle Revenue Hours
Demand Response	3	-	\$133,741	\$5,462	\$83,593	3,212	40,714	2,034
Total	3	-	\$133,741	\$5,462	\$83,593	3,212	40,714	2,034

Performance Measures

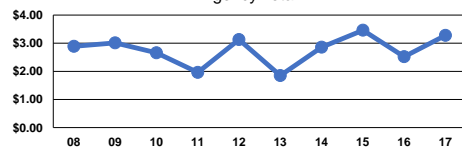
Service Efficiency

Mode	Operating Expenses per Vehicle Revenue Mile	Operating Expenses per Vehicle Revenue Hour
Demand Response	\$3.28	\$65.75
Total	\$3.28	\$65.75

Service Effectiveness

Mode	Operating Expenses per Unlinked Passenger Trip	Unlinked Trips per Vehicle Revenue Mile	Unlinked Trips per Vehicle Revenue Hour
Demand Response	\$41.64	0.1	1.6
Total	\$41.64	0.1	1.6

Operating Expense per Vehicle Revenue Mile:
Agency Total



Unlinked Passenger Trips per Vehicle Revenue
Mile: Agency Total

