

County of Kaua'i - Transportation Agency

2017 Annual Agency Profile

General Information

Service Consumption

812,820 Annual Unlinked Trips (UPT)

Service Supplied

1,538,644 Annual Vehicle Revenue Miles (VRM)

90,119 Annual Vehicle Revenue Hours (VRH)

Summary of Operating Expenses (OE)

\$7,662,976 Total Operating Expenses

Database Information

NTDID: 9R03-90237

Reporter Type: Rural General Public Transit

Financial Information

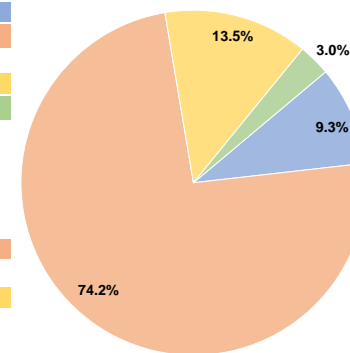
Sources of Operating Funds Expended

Fare Revenues	\$713,447	9.3%
Local Funds	\$5,682,529	74.2%
State Funds	\$0	0.0%
Federal Assistance	\$1,037,359	13.5%
Other Funds	\$229,641	3.0%
Total Operating Funds Expended	\$7,662,976	100.0%

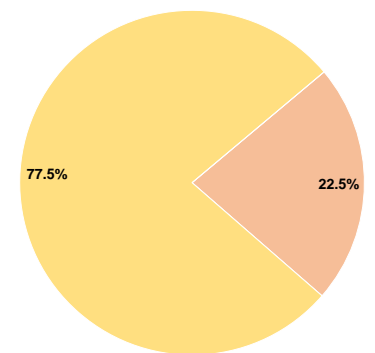
Sources of Capital Funds Expended

Fare Revenues	\$0	0.0%
Local Funds	\$10,982	22.5%
State Funds	\$0	0.0%
Federal Assistance	\$37,803	77.5%
Other Funds	\$0	0.0%
Total Capital Funds Expended	\$48,785	100.0%

Operating Funding Sources



Capital Funding Sources



Modal Characteristics

Operation Characteristics

Vehicles Operated at Maximum Service

Mode	Directly Operated	Purchased Transportation	Operating Expenses	Fare Revenues	Uses of Capital Funds	Annual Unlinked Trips	Annual Vehicle Revenue Miles	Annual Vehicle Revenue Hours
Demand Response	14	-	\$2,397,059	\$0	\$14,635	97,900	492,580	36,549
Bus	23	-	\$5,265,917	\$713,447	\$34,150	714,920	1,046,064	53,570
Total	37	-	\$7,662,976	\$713,447	\$48,785	812,820	1,538,644	90,119

Performance Measures

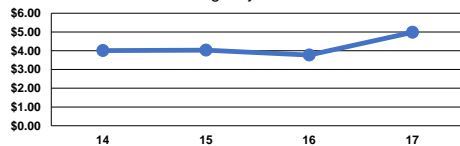
Service Efficiency

Mode	Operating Expenses per Vehicle Revenue Mile	Operating Expenses per Vehicle Revenue Hour
Demand Response	\$4.87	\$65.58
Bus	\$5.03	\$98.30
Total	\$4.98	\$85.03

Service Effectiveness

Mode	Operating Expenses per Unlinked Passenger Trip	Unlinked Trips per Vehicle Revenue Mile	Unlinked Trips per Vehicle Revenue Hour
Demand Response	\$24.48	0.2	2.7
Bus	\$7.37	0.7	13.3
Total	\$9.43	0.5	9.0

Operating Expense per Vehicle Revenue Mile: Agency Total



Unlinked Passenger Trips per Vehicle Revenue Mile: Agency Total

