

Town of Truckee

2017 Annual Agency Profile

General Information

Service Consumption

18,111 Annual Unlinked Trips (UPT)

Service Supplied

98,166 Annual Vehicle Revenue Miles (VRM)

6,330 Annual Vehicle Revenue Hours (VRH)

Summary of Operating Expenses (OE)

\$817,628 Total Operating Expenses

Database Information

NTDID: 9R02-91101

Reporter Type: Rural General Public Transit

Financial Information

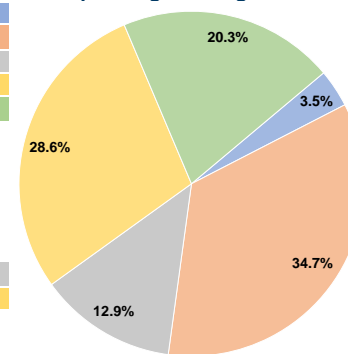
Sources of Operating Funds Expended

Fare Revenues	\$29,004	3.5%
Local Funds	\$283,881	34.7%
State Funds	\$105,581	12.9%
Federal Assistance	\$233,498	28.6%
Other Funds	\$165,664	20.3%
Total Operating Funds Expended	\$817,628	100.0%

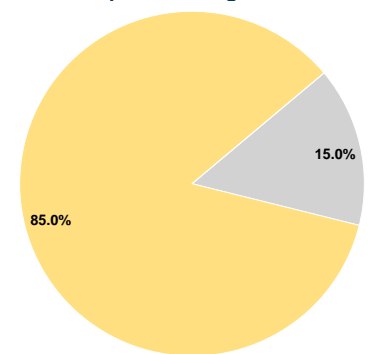
Sources of Capital Funds Expended

Fare Revenues	\$0	0.0%
Local Funds	\$0	0.0%
State Funds	\$19,199	15.0%
Federal Assistance	\$108,793	85.0%
Other Funds	\$0	0.0%
Total Capital Funds Expended	\$127,992	100.0%

Operating Funding Sources



Capital Funding Sources



Modal Characteristics

Operation Characteristics

Vehicles Operated at Maximum Service

Mode	Directly Operated	Purchased Transportation	Operating Expenses	Fare Revenues	Uses of Capital Funds	Annual Unlinked Trips	Annual Vehicle Revenue Miles	Annual Vehicle Revenue Hours
Demand Response	-	3	\$395,371	\$15,853	\$0	5,951	38,549	3,021
Bus	-	3	\$422,257	\$13,151	\$127,992	12,160	59,617	3,309
Total	-	6	\$817,628	\$29,004	\$127,992	18,111	98,166	6,330

Performance Measures

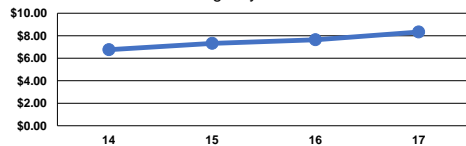
Service Efficiency

Mode	Operating Expenses per Vehicle Revenue Mile	Operating Expenses per Vehicle Revenue Hour
Demand Response	\$10.26	\$130.87
Bus	\$7.08	\$127.61
Total	\$8.33	\$129.17

Service Effectiveness

Mode	Operating Expenses per Unlinked Passenger Trip	Unlinked Trips per Vehicle Revenue Mile	Unlinked Trips per Vehicle Revenue Hour
Demand Response	\$66.44	0.2	2.0
Bus	\$34.73	0.2	3.7
Total	\$45.15	0.2	2.9

Operating Expense per Vehicle Revenue Mile: Agency Total



Unlinked Passenger Trips per Vehicle Revenue Mile: Agency Total

