

City of West Covina

2017 Annual Agency Profile

General Information

Urbanized Area (UZA) Statistics - 2010 Census

Los Angeles-Long Beach-Anaheim, CA
1,736 **Square Miles**
12,150,996 **Population**
2 **Pop. Rank out of 498 UZAs**

Service Area Statistics

16 **Square Miles**
108,484 **Population**

Service Consumption

72,940 **Annual Unlinked Trips (UPT)**

Service Supplied

237,489 **Annual Vehicle Revenue Miles (VRM)**
19,254 **Annual Vehicle Revenue Hours (VRH)**

Database Information

NTDID: 90293

Reporter Type: Reduced Reporter

Financial Information

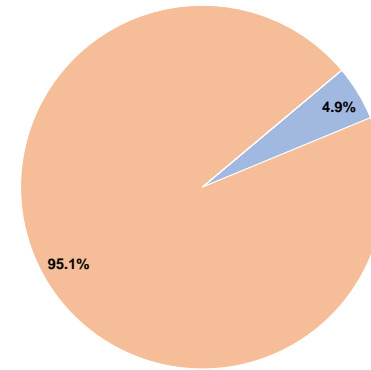
Sources of Operating Funds Expended

Fare Revenues	\$64,473	4.9%
Local Funds	\$1,257,055	95.1%
State Funds	\$0	0.0%
Federal Assistance	\$0	0.0%
Other Funds	\$0	0.0%
Total Operating Funds Expended	\$1,321,528	100.0%

Sources of Capital Funds Expended

Fare Revenues	\$0
Local Funds	\$0
State Funds	\$0
Federal Assistance	\$0
Other Funds	\$0
Total Capital Funds Expended	\$0

Operating Funding Sources



Modal Characteristics

Operation Characteristics

Vehicles Operated at Maximum Service

Mode	Directly Operated	Purchased Transportation	Operating Expenses	Fare Revenues	Uses of Capital Funds	Annual Unlinked Trips	Annual Vehicle Revenue Miles	Annual Vehicle Revenue Hours	Average Fleet Age in Years ^a
Demand Response	-	4	\$436,329	\$15,372	\$0	16,076	69,592	7,442	3.0
Bus	-	4	\$748,685	\$49,101	\$0	56,864	167,897	11,812	2.3
Total	-	8	\$1,185,014	\$64,473	\$0	72,940	237,489	19,254	

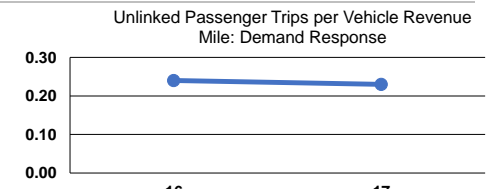
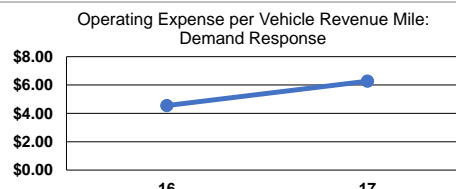
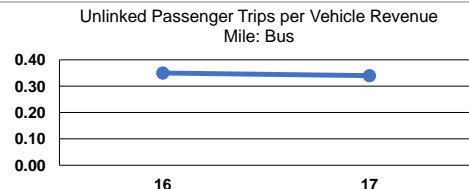
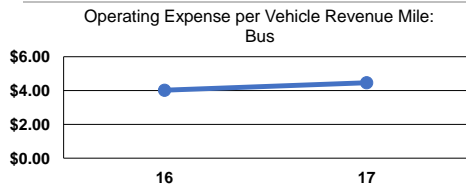
Performance Measures

Service Efficiency

Mode	Operating Expenses per Vehicle Revenue Mile	Operating Expenses per Vehicle Revenue Hour
Demand Response	\$6.27	\$58.63
Bus	\$4.46	\$63.38
Total	\$4.99	\$61.55

Service Effectiveness

Mode	Operating Expenses per Unlinked Passenger Trip	Unlinked Trips per Vehicle Revenue Mile	Unlinked Trips per Vehicle Revenue Hour
Demand Response	\$27.14	0.2	2.2
Bus	\$13.17	0.3	4.8
Total	\$16.25	0.3	3.8



Notes:

^aDemand Response - Taxi (DT) and non-dedicated fleets do not report fleet age data.