

City of Tracy

2017 Annual Agency Profile

General Information

Urbanized Area (UZA) Statistics - 2010 Census

Tracy, CA
 22 Square Miles
 87,569 Population
 334 Pop. Rank out of 498 UZAs

Service Area Statistics

20 Square Miles
 85,182 Population

Service Consumption

167,484 Annual Unlinked Trips (UPT)

Service Supplied

397,928 Annual Vehicle Revenue Miles (VRM)
 36,443 Annual Vehicle Revenue Hours (VRH)

Database Information

NTDID: 90197

Reporter Type: Reduced Reporter

Financial Information

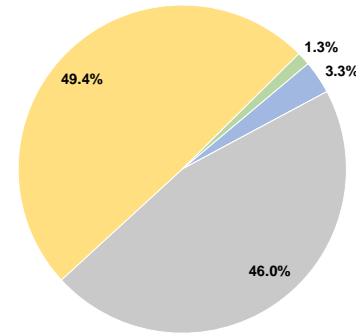
Sources of Operating Funds Expended

Fare Revenues	\$113,913	3.3%
Local Funds	\$0	0.0%
State Funds	\$1,597,096	46.0%
Federal Assistance	\$1,714,514	49.4%
Other Funds	\$45,337	1.3%
Total Operating Funds Expended	\$3,470,860	100.0%

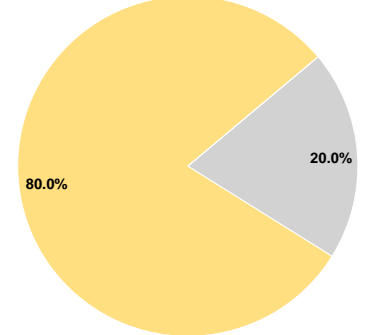
Sources of Capital Funds Expended

Fare Revenues	\$0	0.0%
Local Funds	\$0	0.0%
State Funds	\$539,874	20.0%
Federal Assistance	\$2,159,496	80.0%
Other Funds	\$0	0.0%
Total Capital Funds Expended	\$2,699,370	100.0%

Operating Funding Sources



Capital Funding Sources



Modal Characteristics

Operation Characteristics

Vehicles Operated at Maximum Service

Mode	Directly Operated	Purchased Transportation	Operating Expenses	Fare Revenues	Uses of Capital Funds	Annual Unlinked Trips	Annual Vehicle Revenue Miles	Annual Vehicle Revenue Hours	Average Fleet Age in Years ^a
Demand Response	-	4	\$550,588	\$22,920	\$5,408	17,126	69,675	9,543	7.5
Bus	-	9	\$2,707,502	\$90,993	\$2,693,962	150,358	328,253	26,900	7.1
Total	-	13	\$3,258,090	\$113,913	\$2,699,370	167,484	397,928	36,443	

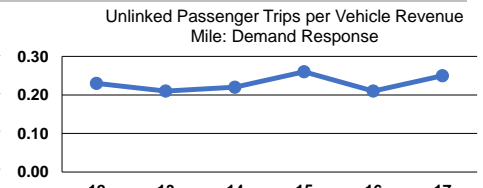
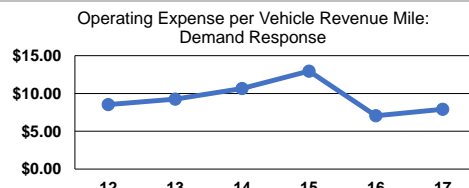
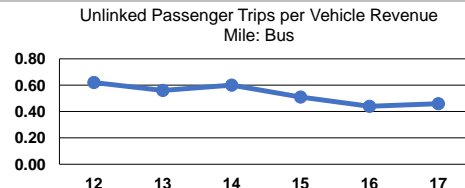
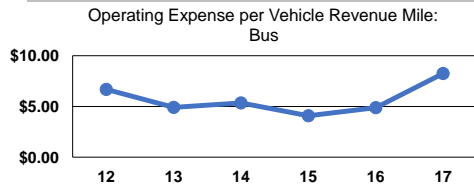
Performance Measures

Service Efficiency

Mode	Operating Expenses per Vehicle Revenue Mile	Operating Expenses per Vehicle Revenue Hour
Demand Response	\$7.90	\$57.70
Bus	\$8.25	\$100.65
Total	\$8.19	\$89.40

Service Effectiveness

Mode	Operating Expenses per Unlinked Passenger Trip	Unlinked Trips per Vehicle Revenue Mile	Unlinked Trips per Vehicle Revenue Hour
Demand Response	\$32.15	0.2	1.8
Bus	\$18.01	0.5	5.6
Total	\$19.45	0.4	4.6



Notes:

^aDemand Response - Taxi (DT) and non-dedicated fleets do not report fleet age data.