

# Golden Valley/Billings County Council On Aging

2017 Annual Agency Profile

## General Information

### Service Consumption

3,951 Annual Unlinked Trips (UPT)

### Service Supplied

112,137 Annual Vehicle Revenue Miles (VRM)

4,407 Annual Vehicle Revenue Hours (VRH)

### Summary of Operating Expenses (OE)

\$159,456 Total Operating Expenses

### Database Information

NTDID: 8R03-80270

Reporter Type: Rural General Public Transit

## Financial Information

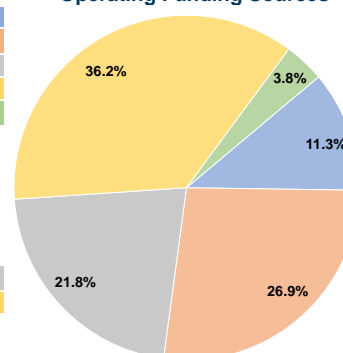
### Sources of Operating Funds Expended

Fare Revenues	\$18,089	11.3%
Local Funds	\$42,889	26.9%
State Funds	\$34,772	21.8%
Federal Assistance	\$57,706	36.2%
Other Funds	\$6,000	3.8%
<b>Total Operating Funds Expended</b>	<b>\$159,456</b>	<b>100.0%</b>

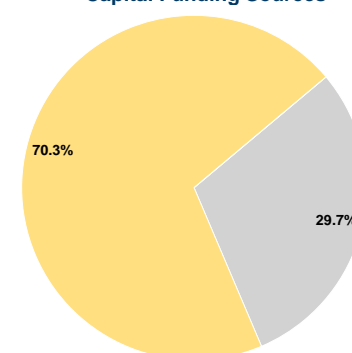
### Sources of Capital Funds Expended

Fare Revenues	\$0	0.0%
Local Funds	\$0	0.0%
State Funds	\$11,835	29.7%
Federal Assistance	\$28,000	70.3%
Other Funds	\$0	0.0%
<b>Total Capital Funds Expended</b>	<b>\$39,835</b>	<b>100.0%</b>

### Operating Funding Sources



### Capital Funding Sources



## Modal Characteristics

### Operation Characteristics

#### Vehicles Operated at Maximum Service

Mode	Directly Operated	Purchased Transportation	Operating Expenses	Fare Revenues	Uses of Capital Funds	Annual Unlinked Trips	Annual Vehicle Revenue Miles	Annual Vehicle Revenue Hours
Demand Response	5	-	\$159,456	\$18,089	\$39,835	3,951	112,137	4,407
<b>Total</b>	<b>5</b>	<b>-</b>	<b>\$159,456</b>	<b>\$18,089</b>	<b>\$39,835</b>	<b>3,951</b>	<b>112,137</b>	<b>4,407</b>

### Performance Measures

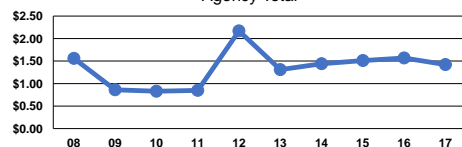
#### Service Efficiency

Mode	Operating Expenses per Vehicle Revenue Mile	Operating Expenses per Vehicle Revenue Hour
Demand Response	\$1.42	\$36.18
<b>Total</b>	<b>\$1.42</b>	<b>\$36.18</b>

#### Service Effectiveness

Mode	Operating Expenses per Unlinked Passenger Trip	Unlinked Trips per Vehicle Revenue Mile	Unlinked Trips per Vehicle Revenue Hour
Demand Response	\$40.36	0.0	0.9
<b>Total</b>	<b>\$40.36</b>	<b>0.0</b>	<b>0.9</b>

Operating Expense per Vehicle Revenue Mile: Agency Total



Unlinked Passenger Trips per Vehicle Revenue Mile: Agency Total

