

# Liberty County Council on Aging

2017 Annual Agency Profile

## General Information

### Service Consumption

11,744 Annual Unlinked Trips (UPT)

### Service Supplied

34,918 Annual Vehicle Revenue Miles (VRM)

3,327 Annual Vehicle Revenue Hours (VRH)

### Summary of Operating Expenses (OE)

\$149,179 Total Operating Expenses

### Database Information

NTDID: 8R02-80134

Reporter Type: Rural General Public Transit

## Financial Information

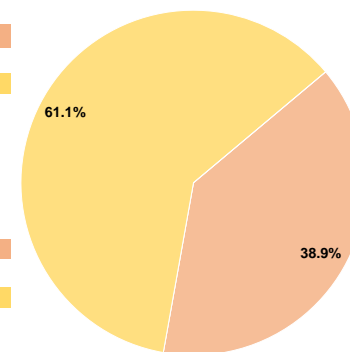
### Sources of Operating Funds Expended

Fare Revenues	\$0	0.0%
Local Funds	\$58,051	38.9%
State Funds	\$0	0.0%
Federal Assistance	\$91,128	61.1%
Other Funds	\$0	0.0%
<b>Total Operating Funds Expended</b>	<b>\$149,179</b>	<b>100.0%</b>

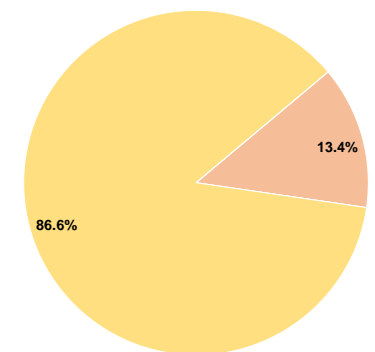
### Sources of Capital Funds Expended

Fare Revenues	\$0	0.0%
Local Funds	\$8,583	13.4%
State Funds	\$0	0.0%
Federal Assistance	\$55,371	86.6%
Other Funds	\$0	0.0%
<b>Total Capital Funds Expended</b>	<b>\$63,954</b>	<b>100.0%</b>

### Operating Funding Sources



### Capital Funding Sources



## Modal Characteristics

### Operation Characteristics

#### Vehicles Operated at Maximum Service

Mode	Directly Operated	Purchased Transportation	Operating Expenses	Fare Revenues	Uses of Capital Funds	Annual Unlinked Trips	Annual Vehicle Revenue Miles	Annual Vehicle Revenue Hours
Demand Response	7	-	\$149,179	\$0	\$63,954	11,744	34,918	3,327
<b>Total</b>	<b>7</b>	<b>-</b>	<b>\$149,179</b>	<b>\$0</b>	<b>\$63,954</b>	<b>11,744</b>	<b>34,918</b>	<b>3,327</b>

### Performance Measures

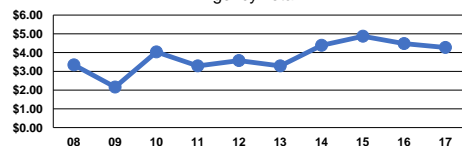
#### Service Efficiency

Mode	Operating Expenses per Vehicle Revenue Mile	Operating Expenses per Vehicle Revenue Hour
Demand Response	\$4.27	\$44.84
<b>Total</b>	<b>\$4.27</b>	<b>\$44.84</b>

#### Service Effectiveness

Mode	Operating Expenses per Unlinked Passenger Trip	Unlinked Trips per Vehicle Revenue Mile	Unlinked Trips per Vehicle Revenue Hour
Demand Response	\$12.70	0.3	3.5
<b>Total</b>	<b>\$12.70</b>	<b>0.3</b>	<b>3.5</b>

Operating Expense per Vehicle Revenue Mile:  
Agency Total



Unlinked Passenger Trips per Vehicle Revenue  
Mile: Agency Total

