

Town of Mountain Village

2017 Annual Agency Profile

General Information

Service Consumption

2,884,076 Annual Unlinked Trips (UPT)

Service Supplied

3,498,047 Annual Vehicle Revenue Miles (VRM)

297,647 Annual Vehicle Revenue Hours (VRH)

Summary of Operating Expenses (OE)

\$3,495,638 Total Operating Expenses

Database Information

NTDID: 8R01-80256

Reporter Type: Rural General Public Transit

Financial Information

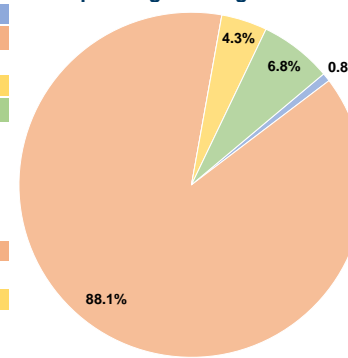
Sources of Operating Funds Expended

Fare Revenues	\$27,879	0.8%
Local Funds	\$3,080,954	88.1%
State Funds	\$0	0.0%
Federal Assistance	\$149,982	4.3%
Other Funds	\$236,823	6.8%
Total Operating Funds Expended	\$3,495,638	100.0%

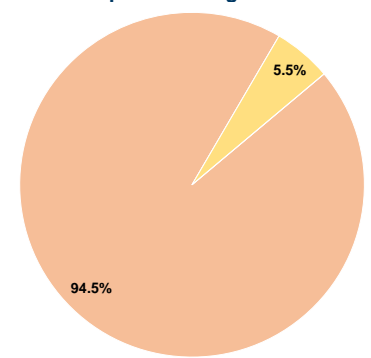
Sources of Capital Funds Expended

Fare Revenues	\$0	0.0%
Local Funds	\$1,523,992	94.5%
State Funds	\$0	0.0%
Federal Assistance	\$88,000	5.5%
Other Funds	\$0	0.0%
Total Capital Funds Expended	\$1,611,992	100.0%

Operating Funding Sources



Capital Funding Sources



Modal Characteristics

Operation Characteristics

Vehicles Operated at Maximum Service

Mode	Directly Operated	Purchased Transportation	Operating Expenses	Fare Revenues	Uses of Capital Funds	Annual Unlinked Trips	Annual Vehicle Revenue Miles	Annual Vehicle Revenue Hours
Bus	4	-	\$195,188	\$0	\$61,970	55,935	74,002	4,625
Aerial Tramway	59	-	\$3,255,952	\$0	\$1,550,022	2,813,254	3,232,124	289,098
Vanpool	9	-	\$44,498	\$27,879	\$0	14,887	191,921	3,924
Total	72	-	\$3,495,638	\$27,879	\$1,611,992	2,884,076	3,498,047	297,647

Performance Measures

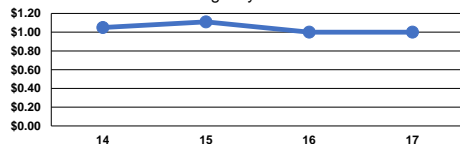
Service Efficiency

Mode	Operating Expenses per Vehicle Revenue Mile	Operating Expenses per Vehicle Revenue Hour
Bus	\$2.64	\$42.20
Aerial Tramway	\$1.01	\$11.26
Vanpool	\$0.23	\$11.34
Total	\$1.00	\$11.74

Service Effectiveness

Mode	Operating Expenses per Unlinked Passenger Trip	Unlinked Trips per Vehicle Revenue Mile	Unlinked Trips per Vehicle Revenue Hour
Bus	\$3.49	0.8	12.1
Aerial Tramway	\$1.16	0.9	9.7
Vanpool	\$2.99	0.1	3.8
Total	\$1.21	0.8	9.7

Operating Expense per Vehicle Revenue Mile: Agency Total



Unlinked Passenger Trips per Vehicle Revenue Mile: Agency Total

