

Huerfano/Las Animas Council of Governments

2017 Annual Agency Profile

General Information

Service Consumption

28,212 Annual Unlinked Trips (UPT)

Service Supplied

142,875 Annual Vehicle Revenue Miles (VRM)

9,218 Annual Vehicle Revenue Hours (VRH)

Summary of Operating Expenses (OE)

\$584,608 Total Operating Expenses

Database Information

NTDID: 8R01-80227

Reporter Type: Rural General Public Transit

Financial Information

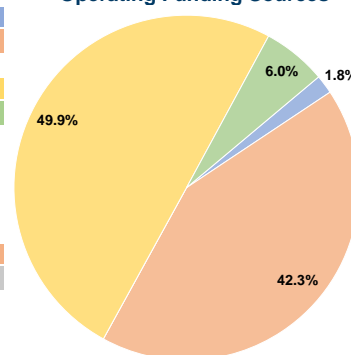
Sources of Operating Funds Expended

Fare Revenues	\$10,325	1.8%
Local Funds	\$247,567	42.3%
State Funds	\$0	0.0%
Federal Assistance	\$291,716	49.9%
Other Funds	\$35,000	6.0%
Total Operating Funds Expended	\$584,608	100.0%

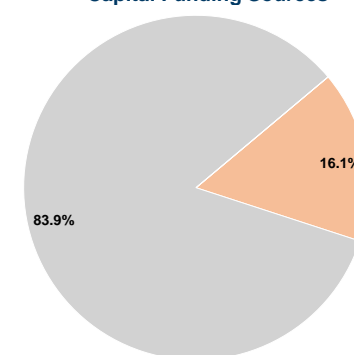
Sources of Capital Funds Expended

Fare Revenues	\$0	0.0%
Local Funds	\$4,051	16.1%
State Funds	\$21,070	83.9%
Federal Assistance	\$0	0.0%
Other Funds	\$0	0.0%
Total Capital Funds Expended	\$25,121	100.0%

Operating Funding Sources



Capital Funding Sources



Modal Characteristics

Operation Characteristics

Vehicles Operated at Maximum Service

Mode	Directly Operated	Purchased Transportation	Operating Expenses	Fare Revenues	Uses of Capital Funds	Annual Unlinked Trips	Annual Vehicle Revenue Miles	Annual Vehicle Revenue Hours
Demand Response	9	-	\$584,608	\$10,325	\$25,121	28,212	142,875	9,218
Total	9	-	\$584,608	\$10,325	\$25,121	28,212	142,875	9,218

Performance Measures


Service Efficiency

Mode	Operating Expenses per Vehicle Revenue Mile	Operating Expenses per Vehicle Revenue Hour
Demand Response	\$4.09	\$63.42
Total	\$4.09	\$63.42

Service Effectiveness

Mode	Operating Expenses per Unlinked Passenger Trip	Unlinked Trips per Vehicle Revenue Mile	Unlinked Trips per Vehicle Revenue Hour
Demand Response	\$20.72	0.2	3.1
Total	\$20.72	0.2	3.1

Operating Expense per Vehicle Revenue Mile:
Agency Total



Unlinked Passenger Trips per Vehicle Revenue
Mile: Agency Total

