

Paola Senior Citizen Center, Inc.

2017 Annual Agency Profile

General Information

Service Consumption

4,116 Annual Unlinked Trips (UPT)

Service Supplied

22,060 Annual Vehicle Revenue Miles (VRM)

995 Annual Vehicle Revenue Hours (VRH)

Summary of Operating Expenses (OE)

\$41,732 Total Operating Expenses

Database Information

NTDID: 7R02-70163

Reporter Type: Rural General Public Transit

Financial Information

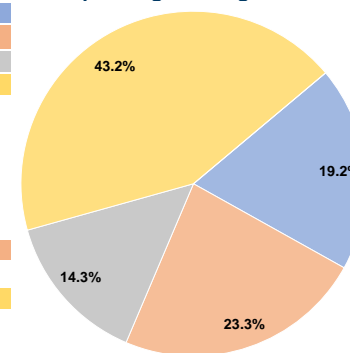
Sources of Operating Funds Expended

Fare Revenues	\$8,018	19.2%
Local Funds	\$9,720	23.3%
State Funds	\$5,955	14.3%
Federal Assistance	\$18,039	43.2%
Other Funds	\$0	0.0%
Total Operating Funds Expended	\$41,732	100.0%

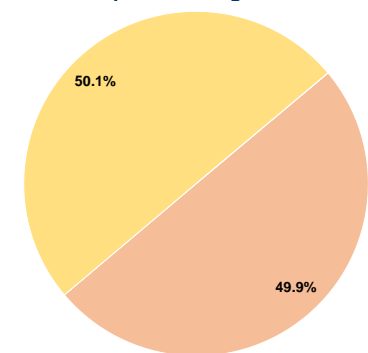
Sources of Capital Funds Expended

Fare Revenues	\$0	0.0%
Local Funds	\$7,500	49.9%
State Funds	\$0	0.0%
Federal Assistance	\$7,516	50.1%
Other Funds	\$0	0.0%
Total Capital Funds Expended	\$15,016	100.0%

Operating Funding Sources



Capital Funding Sources



Modal Characteristics

Operation Characteristics

Vehicles Operated at Maximum Service

Mode	Directly Operated	Purchased Transportation	Operating Expenses	Fare Revenues	Uses of Capital Funds	Annual Unlinked Trips	Annual Vehicle Revenue Miles	Annual Vehicle Revenue Hours
Demand Response	2	-	\$41,732	\$8,018	\$15,016	4,116	22,060	995
Total	2	-	\$41,732	\$8,018	\$15,016	4,116	22,060	995

Performance Measures

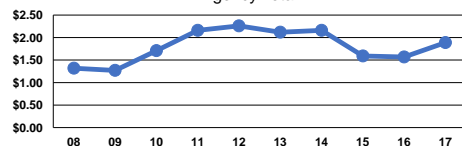
Service Efficiency

Mode	Operating Expenses per Vehicle Revenue Mile	Operating Expenses per Vehicle Revenue Hour
Demand Response	\$1.89	\$41.94
Total	\$1.89	\$41.94

Service Effectiveness

Mode	Operating Expenses per Unlinked Passenger Trip	Unlinked Trips per Vehicle Revenue Mile	Unlinked Trips per Vehicle Revenue Hour
Demand Response	\$10.14	0.2	4.1
Total	\$10.14	0.2	4.1

Operating Expense per Vehicle Revenue Mile:
Agency Total



Unlinked Passenger Trips per Vehicle Revenue
Mile: Agency Total

