

Elk County

2017 Annual Agency Profile

General Information

Service Consumption

3,195 Annual Unlinked Trips (UPT)

Service Supplied

72,919 Annual Vehicle Revenue Miles (VRM)

2,087 Annual Vehicle Revenue Hours (VRH)

Summary of Operating Expenses (OE)

\$102,074 Total Operating Expenses

Database Information

NTDID: 7R02-70158

Reporter Type: Rural General Public Transit

Financial Information

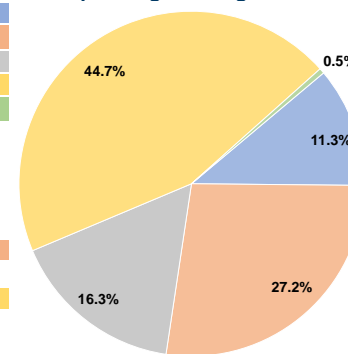
Sources of Operating Funds Expended

Fare Revenues	\$11,500	11.3%
Local Funds	\$27,773	27.2%
State Funds	\$16,631	16.3%
Federal Assistance	\$45,670	44.7%
Other Funds	\$500	0.5%
Total Operating Funds Expended	\$102,074	100.0%

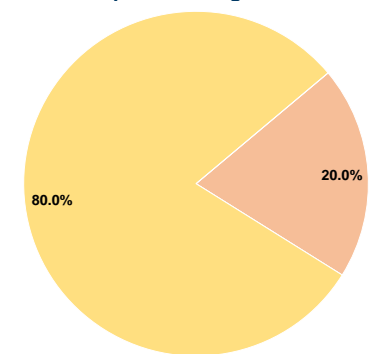
Sources of Capital Funds Expended

Fare Revenues	\$0	0.0%
Local Funds	\$7,733	20.0%
State Funds	\$0	0.0%
Federal Assistance	\$30,930	80.0%
Other Funds	\$0	0.0%
Total Capital Funds Expended	\$38,663	100.0%

Operating Funding Sources



Capital Funding Sources



Modal Characteristics

Operation Characteristics

Vehicles Operated at Maximum Service

Mode	Directly Operated	Purchased Transportation	Operating Expenses	Fare Revenues	Uses of Capital Funds	Annual Unlinked Trips	Annual Vehicle Revenue Miles	Annual Vehicle Revenue Hours
Demand Response	3	-	\$102,074	\$11,500	\$38,663	3,195	72,919	2,087
Total	3	-	\$102,074	\$11,500	\$38,663	3,195	72,919	2,087

Performance Measures

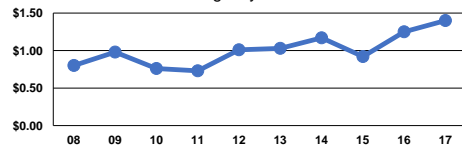
Service Efficiency

Mode	Operating Expenses per Vehicle Revenue Mile	Operating Expenses per Vehicle Revenue Hour
Demand Response	\$1.40	\$48.91
Total	\$1.40	\$48.91

Service Effectiveness

Mode	Operating Expenses per Unlinked Passenger Trip	Unlinked Trips per Vehicle Revenue Mile	Unlinked Trips per Vehicle Revenue Hour
Demand Response	\$31.95	0.0	1.5
Total	\$31.95	0.0	1.5

Operating Expense per Vehicle Revenue Mile:
Agency Total



Unlinked Passenger Trips per Vehicle Revenue
Mile: Agency Total

