

# Ottawa County Transportation

2017 Annual Agency Profile

## General Information

### Service Consumption

6,628 Annual Unlinked Trips (UPT)

### Service Supplied

46,551 Annual Vehicle Revenue Miles (VRM)

3,353 Annual Vehicle Revenue Hours (VRH)

### Summary of Operating Expenses (OE)

\$91,694 Total Operating Expenses

### Database Information

NTDID: 7R02-70146

Reporter Type: Rural General Public Transit

## Financial Information

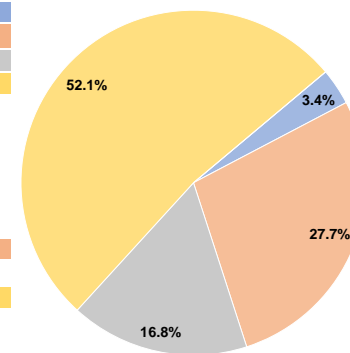
### Sources of Operating Funds Expended

Fare Revenues	\$3,137	3.4%
Local Funds	\$25,398	27.7%
State Funds	\$15,373	16.8%
Federal Assistance	\$47,786	52.1%
Other Funds	\$0	0.0%
<b>Total Operating Funds Expended</b>	<b>\$91,694</b>	<b>100.0%</b>

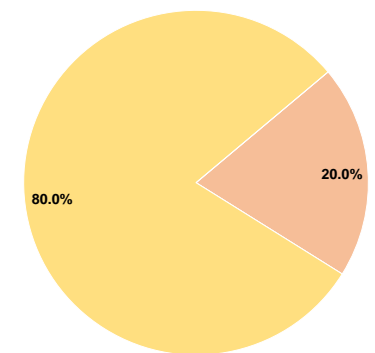
### Sources of Capital Funds Expended

Fare Revenues	\$0	0.0%
Local Funds	\$7,275	20.0%
State Funds	\$0	0.0%
Federal Assistance	\$29,101	80.0%
Other Funds	\$0	0.0%
<b>Total Capital Funds Expended</b>	<b>\$36,376</b>	<b>100.0%</b>

### Operating Funding Sources



### Capital Funding Sources



## Modal Characteristics

### Operation Characteristics

#### Vehicles Operated at Maximum Service

Mode	Directly Operated	Purchased Transportation	Operating Expenses	Fare Revenues	Uses of Capital Funds	Annual Unlinked Trips	Annual Vehicle Revenue Miles	Annual Vehicle Revenue Hours
Demand Response	4	-	\$91,694	\$3,137	\$36,376	6,628	46,551	3,353
<b>Total</b>	<b>4</b>	<b>-</b>	<b>\$91,694</b>	<b>\$3,137</b>	<b>\$36,376</b>	<b>6,628</b>	<b>46,551</b>	<b>3,353</b>

### Performance Measures

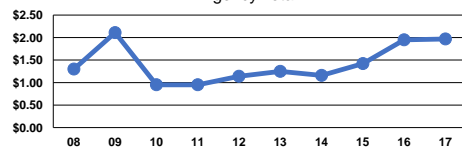
#### Service Efficiency

Mode	Operating Expenses per Vehicle Revenue Mile	Operating Expenses per Vehicle Revenue Hour
Demand Response	\$1.97	\$27.35
<b>Total</b>	<b>\$1.97</b>	<b>\$27.35</b>

#### Service Effectiveness

Mode	Operating Expenses per Unlinked Passenger Trip	Unlinked Trips per Vehicle Revenue Mile	Unlinked Trips per Vehicle Revenue Hour
Demand Response	\$13.83	0.1	2.0
<b>Total</b>	<b>\$13.83</b>	<b>0.1</b>	<b>2.0</b>

Operating Expense per Vehicle Revenue Mile:  
Agency Total



Unlinked Passenger Trips per Vehicle Revenue  
Mile: Agency Total

