

Doniphan County

2017 Annual Agency Profile

General Information

Service Consumption

3,949 Annual Unlinked Trips (UPT)

Service Supplied

107,416 Annual Vehicle Revenue Miles (VRM)

2,255 Annual Vehicle Revenue Hours (VRH)

Summary of Operating Expenses (OE)

\$92,966 Total Operating Expenses

Database Information

NTDID: 7R02-70132

Reporter Type: Rural General Public Transit

Financial Information

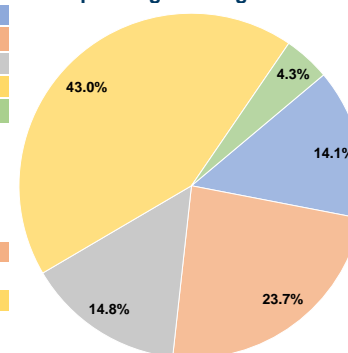
Sources of Operating Funds Expended

Fare Revenues	\$13,151	14.1%
Local Funds	\$22,040	23.7%
State Funds	\$13,770	14.8%
Federal Assistance	\$39,965	43.0%
Other Funds	\$4,040	4.3%
Total Operating Funds Expended	\$92,966	100.0%

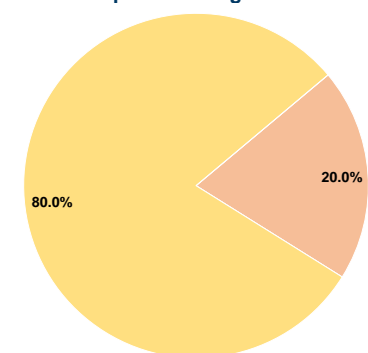
Sources of Capital Funds Expended

Fare Revenues	\$0	0.0%
Local Funds	\$19,691	20.0%
State Funds	\$0	0.0%
Federal Assistance	\$78,765	80.0%
Other Funds	\$0	0.0%
Total Capital Funds Expended	\$98,456	100.0%

Operating Funding Sources



Capital Funding Sources



Modal Characteristics

Operation Characteristics

Vehicles Operated at Maximum Service

Mode	Directly Operated	Purchased Transportation	Operating Expenses	Fare Revenues	Uses of Capital Funds	Annual Unlinked Trips	Annual Vehicle Revenue Miles	Annual Vehicle Revenue Hours
Demand Response	5	-	\$92,966	\$13,151	\$98,456	3,949	107,416	2,255
Total	5	-	\$92,966	\$13,151	\$98,456	3,949	107,416	2,255

Performance Measures

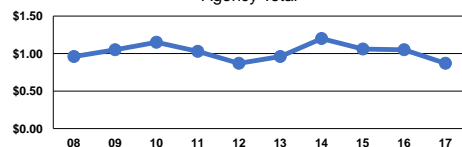
Service Efficiency

Mode	Operating Expenses per Vehicle Revenue Mile	Operating Expenses per Vehicle Revenue Hour
Demand Response	\$0.87	\$41.23
Total	\$0.87	\$41.23

Service Effectiveness

Mode	Operating Expenses per Unlinked Passenger Trip	Unlinked Trips per Vehicle Revenue Mile	Unlinked Trips per Vehicle Revenue Hour
Demand Response	\$23.54	0.0	1.8
Total	\$23.54	0.0	1.8

Operating Expense per Vehicle Revenue Mile:
Agency Total



Unlinked Passenger Trips per Vehicle Revenue
Mile: Agency Total

