

# MIDAS Council of Governments

2017 Annual Agency Profile

## General Information

### Service Consumption

169,573 Annual Unlinked Trips (UPT)

### Service Supplied

310,179 Annual Vehicle Revenue Miles (VRM)

30,207 Annual Vehicle Revenue Hours (VRH)

### Summary of Operating Expenses (OE)

\$1,193,478 Total Operating Expenses

### Database Information

NTDID: 7R01-70256

Reporter Type: Rural General Public Transit

## Financial Information

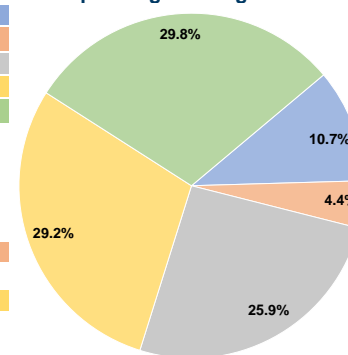
### Sources of Operating Funds Expended

Fare Revenues	\$127,122	10.7%
Local Funds	\$52,663	4.4%
State Funds	\$308,924	25.9%
Federal Assistance	\$348,722	29.2%
Other Funds	\$356,047	29.8%
<b>Total Operating Funds Expended</b>	<b>\$1,193,478</b>	<b>100.0%</b>

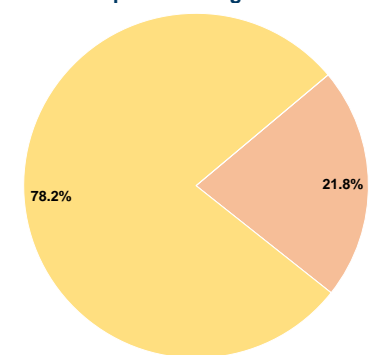
### Sources of Capital Funds Expended

Fare Revenues	\$0	0.0%
Local Funds	\$39,910	21.8%
State Funds	\$0	0.0%
Federal Assistance	\$143,325	78.2%
Other Funds	\$0	0.0%
<b>Total Capital Funds Expended</b>	<b>\$183,235</b>	<b>100.0%</b>

### Operating Funding Sources



### Capital Funding Sources



## Modal Characteristics

### Operation Characteristics

#### Vehicles Operated at Maximum Service

Mode	Directly Operated	Purchased Transportation	Operating Expenses	Fare Revenues	Uses of Capital Funds	Annual Unlinked Trips	Annual Vehicle Revenue Miles	Annual Vehicle Revenue Hours
Demand Response	32	-	\$1,193,478	\$127,122	\$183,235	169,573	310,179	30,207
<b>Total</b>	<b>32</b>	<b>-</b>	<b>\$1,193,478</b>	<b>\$127,122</b>	<b>\$183,235</b>	<b>169,573</b>	<b>310,179</b>	<b>30,207</b>

### Performance Measures

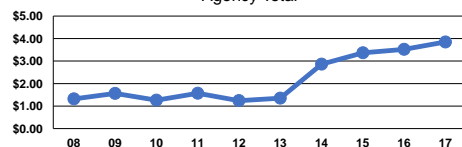
#### Service Efficiency

Mode	Operating Expenses per Vehicle Revenue Mile	Operating Expenses per Vehicle Revenue Hour
Demand Response	\$3.85	\$39.51
<b>Total</b>	<b>\$3.85</b>	<b>\$39.51</b>

#### Service Effectiveness

Mode	Operating Expenses per Unlinked Passenger Trip	Unlinked Trips per Vehicle Revenue Mile	Unlinked Trips per Vehicle Revenue Hour
Demand Response	\$7.04	0.5	5.6
<b>Total</b>	<b>\$7.04</b>	<b>0.5</b>	<b>5.6</b>

Operating Expense per Vehicle Revenue Mile:  
Agency Total



Unlinked Passenger Trips per Vehicle Revenue  
Mile: Agency Total

