

Gonzalez County Senior Citizens Association

2017 Annual Agency Profile

General Information

Service Consumption

14,121 Annual Unlinked Trips (UPT)

Service Supplied

29,757 Annual Vehicle Revenue Miles (VRM)

1,708 Annual Vehicle Revenue Hours (VRH)

Summary of Operating Expenses (OE)

\$186,085 Total Operating Expenses

Database Information

NTDID: 6R05-66279

Reporter Type: Rural General Public Transit

Financial Information

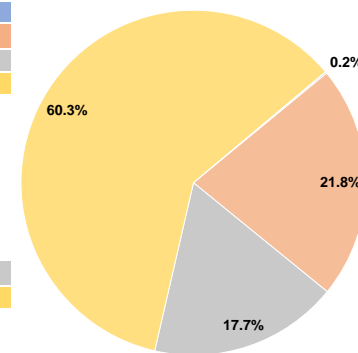
Sources of Operating Funds Expended

Fare Revenues	\$290	0.2%
Local Funds	\$40,627	21.8%
State Funds	\$33,000	17.7%
Federal Assistance	\$112,168	60.3%
Other Funds	\$0	0.0%
Total Operating Funds Expended	\$186,085	100.0%

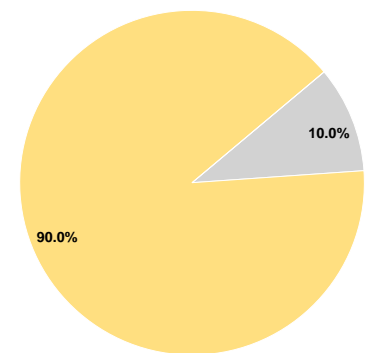
Sources of Capital Funds Expended

Fare Revenues	\$0	0.0%
Local Funds	\$0	0.0%
State Funds	\$6,788	10.0%
Federal Assistance	\$61,096	90.0%
Other Funds	\$0	0.0%
Total Capital Funds Expended	\$67,884	100.0%

Operating Funding Sources



Capital Funding Sources



Modal Characteristics

Operation Characteristics

Vehicles Operated at Maximum Service

Mode	Directly Operated	Purchased Transportation	Operating Expenses	Fare Revenues	Uses of Capital Funds	Annual Unlinked Trips	Annual Vehicle Revenue Miles	Annual Vehicle Revenue Hours
Demand Response	-	3	\$186,085	\$290	\$67,884	14,121	29,757	1,708
Total	-	3	\$186,085	\$290	\$67,884	14,121	29,757	1,708

Performance Measures

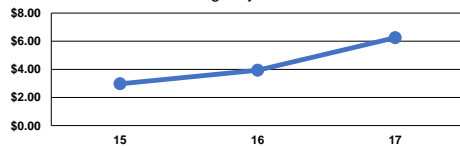
Service Efficiency

Mode	Operating Expenses per Vehicle Revenue Mile	Operating Expenses per Vehicle Revenue Hour
Demand Response	\$6.25	\$108.95
Total	\$6.25	\$108.95

Service Effectiveness

Mode	Operating Expenses per Unlinked Passenger Trip	Unlinked Trips per Vehicle Revenue Mile	Unlinked Trips per Vehicle Revenue Hour
Demand Response	\$13.18	0.5	8.3
Total	\$13.18	0.5	8.3

Operating Expense per Vehicle Revenue Mile:
Agency Total



Unlinked Passenger Trips per Vehicle Revenue
Mile: Agency Total

