

# Northern Oklahoma Development Authority

2017 Annual Agency Profile

## General Information

### Service Consumption

52,442 Annual Unlinked Trips (UPT)

### Service Supplied

876,230 Annual Vehicle Revenue Miles (VRM)

46,318 Annual Vehicle Revenue Hours (VRH)

### Summary of Operating Expenses (OE)

\$1,077,997 Total Operating Expenses

### Database Information

NTDID: 6R04-60226

Reporter Type: Rural General Public Transit

## Financial Information

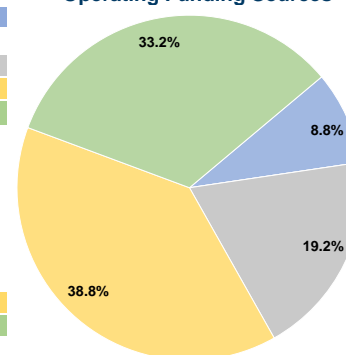
### Sources of Operating Funds Expended

Fare Revenues	\$94,454	8.8%
Local Funds	\$0	0.0%
State Funds	\$206,733	19.2%
Federal Assistance	\$418,702	38.8%
Other Funds	\$358,108	33.2%
<b>Total Operating Funds Expended</b>	<b>\$1,077,997</b>	<b>100.0%</b>

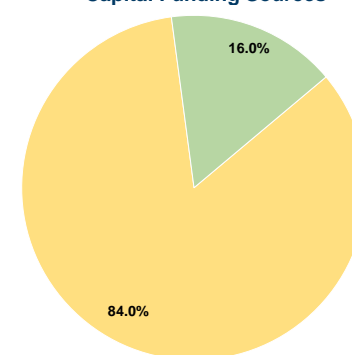
### Sources of Capital Funds Expended

Fare Revenues	\$0	0.0%
Local Funds	\$0	0.0%
State Funds	\$0	0.0%
Federal Assistance	\$193,143	84.0%
Other Funds	\$36,765	16.0%
<b>Total Capital Funds Expended</b>	<b>\$229,908</b>	<b>100.0%</b>

### Operating Funding Sources



### Capital Funding Sources



## Modal Characteristics

### Operation Characteristics

#### Vehicles Operated at Maximum Service

Mode	Directly Operated	Purchased Transportation	Operating Expenses	Fare Revenues	Uses of Capital Funds	Annual Unlinked Trips	Annual Vehicle Revenue Miles	Annual Vehicle Revenue Hours
Demand Response	48	-	\$1,077,997	\$94,454	\$229,908	52,442	876,230	46,318
<b>Total</b>	<b>48</b>	<b>-</b>	<b>\$1,077,997</b>	<b>\$94,454</b>	<b>\$229,908</b>	<b>52,442</b>	<b>876,230</b>	<b>46,318</b>

### Performance Measures

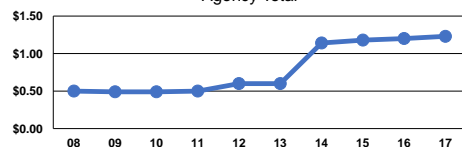
#### Service Efficiency

Mode	Operating Expenses per Vehicle Revenue Mile	Operating Expenses per Vehicle Revenue Hour
Demand Response	\$1.23	\$23.27
<b>Total</b>	<b>\$1.23</b>	<b>\$23.27</b>

#### Service Effectiveness

Mode	Operating Expenses per Unlinked Passenger Trip	Unlinked Trips per Vehicle Revenue Mile	Unlinked Trips per Vehicle Revenue Hour
Demand Response	\$20.56	0.1	1.1
<b>Total</b>	<b>\$20.56</b>	<b>0.1</b>	<b>1.1</b>

Operating Expense per Vehicle Revenue Mile:  
Agency Total



Unlinked Passenger Trips per Vehicle Revenue  
Mile: Agency Total

